




Usage of stand offs:



Usage of intermediate PCB:



Usage of adapter:



					PCB distance	
						40 mm
						35 mm
						30 mm
						25 mm
						20 mm
						15 mm
						10 mm
						5 mm
DIN 41612				<b>har-modular</b> <sup>®</sup> <small>CREATE YOUR OWN</small>	Connector Range	
DIN Signal	DIN Signal type M	DIN Power types D, E, F	DIN Power type H		Pitch	
2.54 mm	2.54 mm	5.08 mm	5.08 mm	2.54 mm 5.08 mm		
20 - 96	24+8 42+6 60+4 78+2	32, 48	15	1 - 144	Number of pins	
2 - 3	3	2 - 3	2	1 - 3	Number of rows	
2 A	Signal: 2 A Power: 40 A	6 A	15 A	2, 6, 15 A 10, 20, 40 A	Current per pin	
THT THR Press-in	THT Press-in	THT Press-in	THT Press-in	THT THR	Termination	