


Number of contacts

30, 20



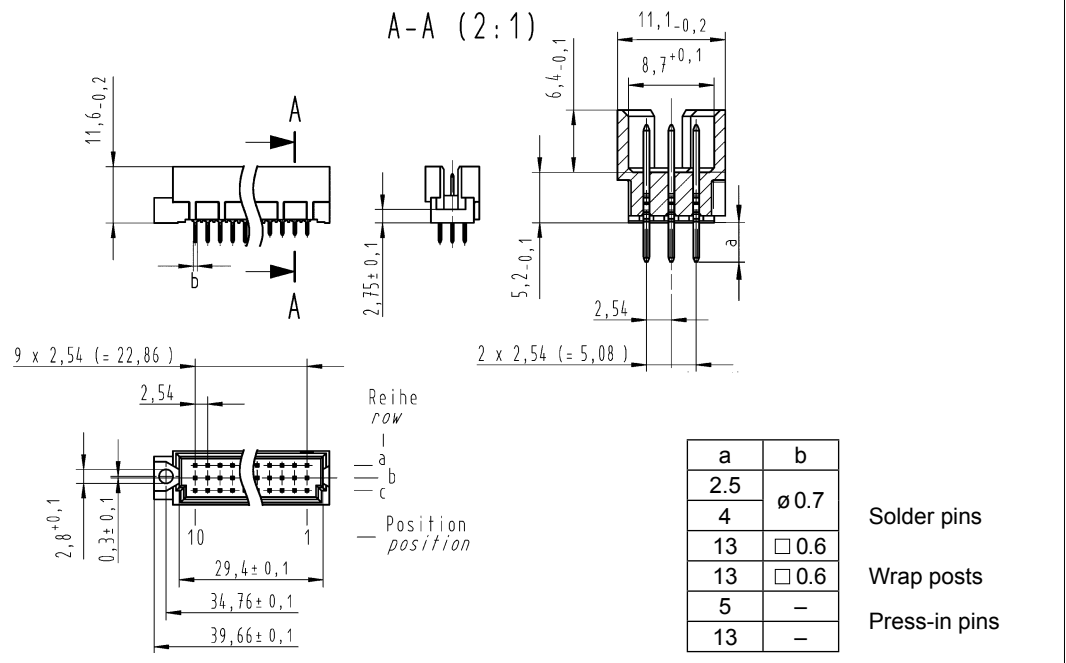
Male connectors

Identification	No. of contacts	Contact arrangement	Performance levels according to IEC 60603-2. Explanation chapter 00		
			3	2	1
Male connector with press-in pins 13 mm with fixing flange	30		Performance level 3 on request	09 29 130 6985 ^{w)}	Performance level 1 on request
	20			09 29 130 6974*	
	30			09 29 120 6974*	
without fixing flange	30			09 29 130 6574*	

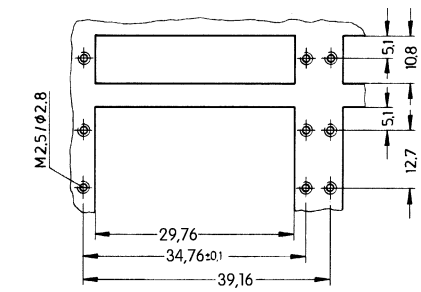
DIN Signal up to 2 A

Identification Drawing Dimensions in mm

Dimensions

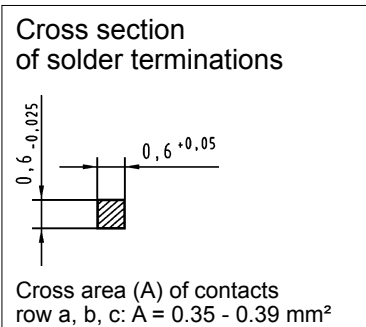
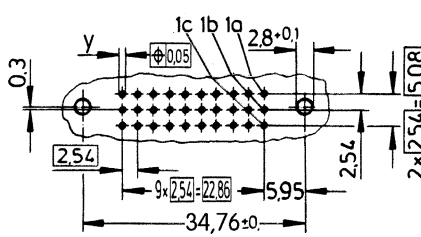


Panel cut out



	Y
Solder	1 ± 0.1
Press-in	see recommendation page 00.25

Board drillings
Mounting side



Other contact arrangements as well with lagging/leading pins on request
 • Wrap posts for interfacing selectively gold plated (performance level 3)
 w) Wrap posts not for interfacing, no performance level