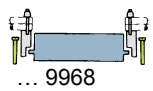
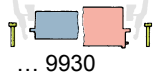
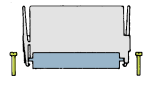

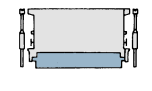

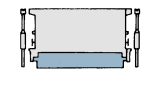

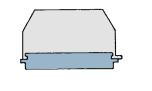










Summary shell housings and accessories



Appropriate connectors in shell housings	Types F, H, MH	Types F, H, MH	Types F, H, MH	Types F, H, MH	Types F, H, MH
<p>Check list: How to order shell housings and accessories.</p> <p>The Part number is stated.</p>	 ... 9968  ... 9930	 	 	 	 
Shell housings	<p>O</p> <p>09 06 000 9968 09 06 000 9930°</p> <p>° order 2 pieces</p>	<p>D 15</p> <p>09 06 048 0515</p>	<p>D 20</p> <p>09 06 048 0521 09 06 048 0522</p>	<p>D 20 metallised</p> <p>09 06 948 0521 09 06 948 0522</p>	<p>D 20 metal</p> <p>09 06 848 0550 09 06 848 0551</p>
Cable insert			<p>09 06 000 9988 09 06 000 9989</p>	<p>09 06 900 9988</p>	
Insert for LED			<p>09 06 000 9986 09 06 000 9987</p>	<p>09 06 900 9986 09 06 900 9987</p>	
<p>Locking lever</p> <p>Order 2 pieces, in some cases each with different Part Nos. for left and right hand</p>		<p>Supplied with the shell housing</p>			
<p>Locking screws</p> <p>Order 2 sets for fixing elements with male connectors for interface connectors I</p>	<p>09 06 000 9926</p> <p>⚙ M 2.5 x 20 ⚙ M 2.5</p>	<p>09 06 000 9926</p> <p>⚙ M 2.5 x 16 ⚙ M 2.5</p>	<p>Supplied with the shell housing</p>	<p>Supplied with the shell housing</p>	<p>Supplied with the shell housing</p>
<p>Shroud</p> <p>for screw fixing with interface connector I</p>	—	—	<p>09 06 001 9964</p>	<p>09 06 001 9964</p>	—
<p>Fixing brackets</p> <p>for 19" racks for male connectors</p>	<p>B</p> 	<p>B</p> 	<p>B</p> 	<p>B</p> 	<p>B</p> 
<p>Multiple fixing</p> <p>left</p>	<p>09 06 000 9907 09 06 000 9966</p>	<p>09 06 000 9907 09 06 000 9966</p>	<p>09 06 000 9907 09 06 000 9966 09 06 000 9995 09 06 000 9997</p>	<p>09 06 900 9907 09 06 900 9966 09 06 900 9995 09 06 900 9997</p>	<p>09 06 900 9997</p>
<p>right</p>	<p>09 06 000 9908 09 06 000 9967</p>	<p>09 06 000 9908 09 06 000 9967</p>	<p>09 06 000 9908 09 06 000 9967 09 06 000 9996 09 06 000 9998</p>	<p>09 06 900 9908 09 06 900 9967 09 06 900 9996</p>	<p>09 06 900 9996</p>
<p>Single fixing</p> <p>left</p>	<p>09 06 000 9909 09 06 001 9934</p>	<p>09 06 000 9909 09 06 001 9934</p>	<p>09 06 000 9909 09 06 001 9934</p>	<p>09 06 900 9909 09 06 901 9934</p>	<p>09 06 800 9943 09 06 901 9924</p>
<p>right</p>	<p>09 06 000 9910 09 06 001 9935</p>	<p>09 06 000 9910 09 06 001 9935</p>	<p>09 06 000 9910 09 06 001 9935</p>	<p>09 06 900 9910 09 06 901 9935</p>	<p>09 06 800 9944 09 06 901 9925</p>
<p>for female connectors</p>	<p>B</p> 	<p>B</p> 			
<p>Multiple fixing</p> <p>left right</p>	<p>only ... 9930</p> <p>09 06 000 9933 09 06 000 9933</p>	<p>09 06 000 9933 09 06 000 9933</p>			
<p>Protection and fixing strip for 20 mm shell housing</p>			<p>09 06 001 9909</p>	<p>09 06 901 9909</p>	

Shell housings

Female connectors Male connectors

Detailed system description see chapter 00