


Number of contacts

21 + 5

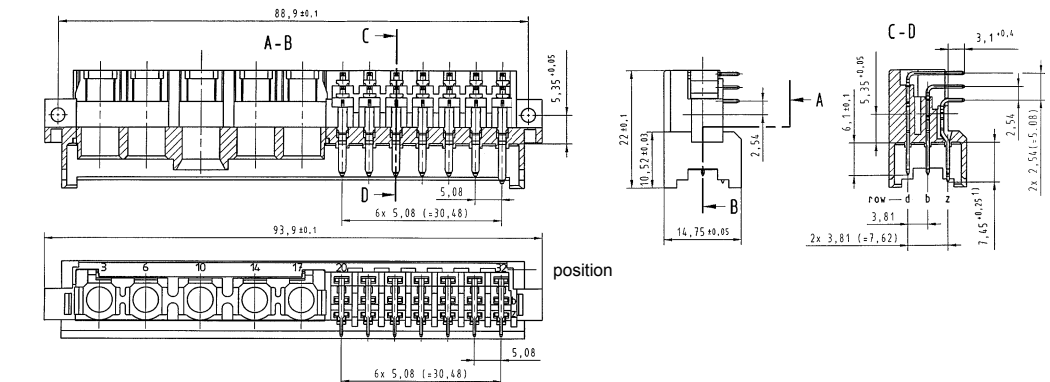
F + M



Male connectors

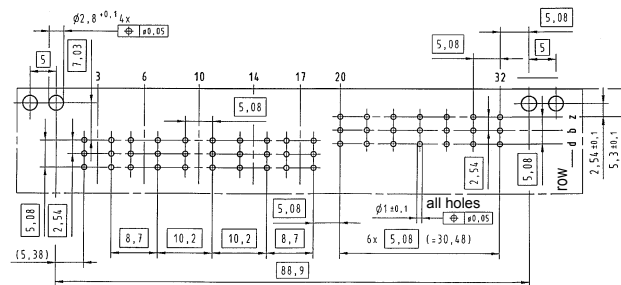
Identification	No. of contacts	Part number	Performance levels according to IEC 60603-2. Explanation chapter 00
		3	2 1
Male connector with angled solder pins (without special contacts)*	21 + 5	Performance level 3 on request	09 06 121 6981 Performance level 1 on request
High current contact for printed circuit terminations max. 40 A ²⁾ leading contact max. 40 A ²⁾			09 03 000 6127 09 03 000 6128
Removal tool			09 99 000 0328

Dimensions



Board drillings

Mounting side

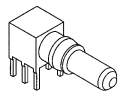
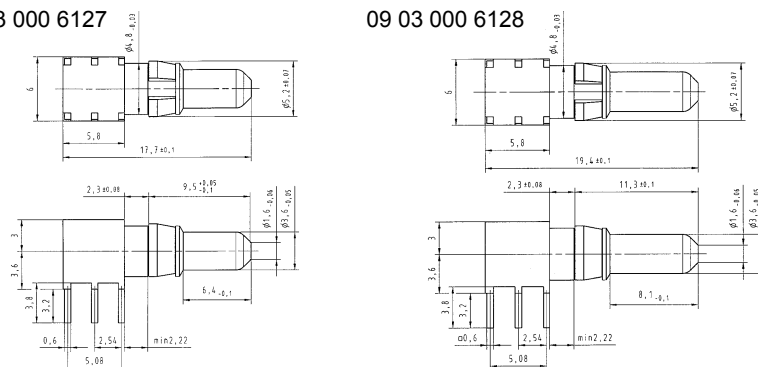


¹⁾ Leading contact in position z 32

Dimensions

09 03 000 6127

09 03 000 6128



Dimensions in mm

DIN Power up to 15 A

04
23

* Pre-loaded with special contacts on request

Code keys see chapter 00

²⁾ Depending on the pcb design

Further special contacts see chapter 01