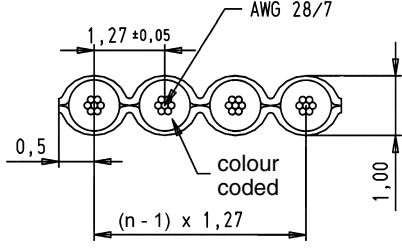

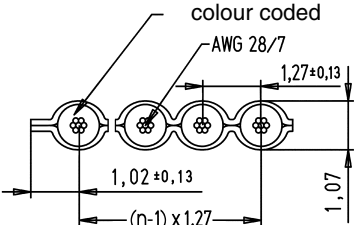

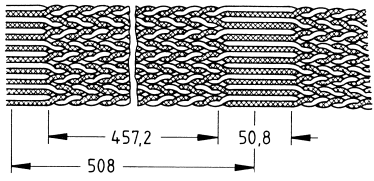


Cables for insulation displacement termination

Identification	No. of contacts	Part No.	Drawing	Dimensions in mm	
Flat cable colour coded Length per reel 30.48 m (100 feet) UL AWM-style 2651	6	09 18 006 7005	 <p>Colour code sequence (in 10 steps) brown, red, orange, yellow, green, blue, violet, grey, white, black</p>  <p>Conductor material _____ Copper tinned Gauge _____ AWG 28/7 0.09 mm² Voltage rating _____ 300 V_{r.m.s.} Current rating at 25 °C _____ 2.1 A max. Conductor resistance _____ 221 mΩ/m Capacity unbalanced _____ 42.7 pF/m Impedance unbalanced _____ 105 Ω Inductance unbalanced _____ 0.68 μH/m Signal delay _____ 4.9 ns/m Insulation material _____ PVC Temperature rating (operating) _____ -20 °C ... + 105 °C Temperature rating (static) _____ -30 °C ... + 105 °C Flammability rating _____ UL: VW 1 Insulation resistance _____ 100 MΩ/km</p>	9	09 18 009 7005
	10	09 18 010 7005			
	14	09 18 014 7005			
	15	09 18 015 7005			
	16	09 18 016 7005			
	18	09 18 018 7005			
	20	09 18 020 7005			
	24	09 18 024 7005			
	25	09 18 025 7005			
	26	09 18 026 7005			
	28	09 18 028 7005			
	30	09 18 030 7005			
	34	09 18 034 7005			
	37	09 18 037 7005			
	40	09 18 040 7005			
	50	09 18 050 7005			
	60	09 18 060 7005			
64	09 18 064 7005				
Flat cable twisted pair Length per reel 30.48 m (100 feet) UL AWM-style 20 130	10	09 18 010 7006	   <p>Conductor material _____ Copper tinned Gauge _____ AWG 28/7 0.089 mm² Voltage rating _____ 300 V_{r.m.s.} Conductor resistance _____ 221 mΩ/m Capacity unbalanced _____ 49 pF/m Impedance unbalanced _____ 105 Ω Signal delay _____ 5.2 ns/m Insulation material _____ PVC Temperature rating _____ -20 °C ... + 105 °C Flammability rating _____ UL: VW 1 Insulation resistance _____ 10⁴ MΩ/km</p>	14	09 18 014 7006
	16	09 18 016 7006			
	20	09 18 020 7006			
	26	09 18 026 7006			
	34	09 18 034 7006			
	40	09 18 040 7006			
	50	09 18 050 7006			
	60	09 18 060 7006			
	64	09 18 064 7006			