
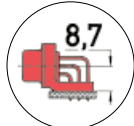
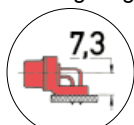


Number of contacts

Mounting height

9–37  
50



Standard Versions



Turned solder pins, angled with/without snap-in-clips and grounding board locks

Identification	No. of contacts	Part number	
<b>Performance levels</b> Explanations see page 05.04 Other performance levels on request		Performance level 3	Performance level 2
<b>Male connector</b> metal shell with dimples		2.84 mm pitch	2.84 mm pitch
With snap-in clips and grounding board locks	9 15 25 37 50	09 66 163 781 . 09 66 263 781 . 09 66 363 781 . 09 66 463 781 . 09 66 563 781 .	09 66 163 681 . 09 66 263 681 . 09 66 363 681 . 09 66 463 681 . 09 66 563 681 .
		2.54 mm pitch	2.54 mm pitch
	9 15 25 37 50	09 66 162 781 . 09 66 262 781 . 09 66 362 781 . 09 66 462 781 . 09 66 562 781 .	09 66 162 681 . 09 66 262 681 . 09 66 362 681 . 09 66 462 681 . 09 66 562 681 .
Without snap-in clips and grounding board locks	9 15 25 37 50	09 66 123 780 . 09 66 223 780 . 09 66 323 780 . 09 66 423 780 . 09 66 523 780 .	09 66 123 680 . 09 66 223 680 . 09 66 323 680 . 09 66 423 680 . 09 66 523 680 .
		2.84 mm pitch	2.84 mm pitch
	9 15 25 37 50	09 66 122 780 . 09 66 222 780 . 09 66 322 780 . 09 66 422 780 . 09 66 522 780 .	09 66 122 680 . 09 66 222 680 . 09 66 322 680 . 09 66 422 680 . 09 66 522 680 .
Please insert digit for flange thread or fitted female screw locks			
M3 ▶ 1 4-40 UNC ▶ 2 fitted screw locks 4-40 UNC ▶ 3			

D-Sub