
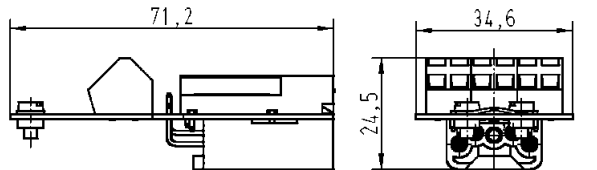
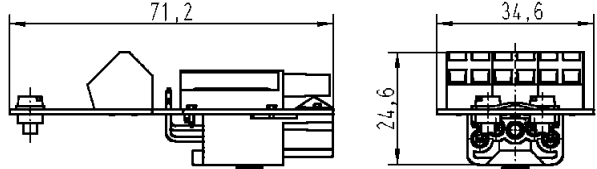

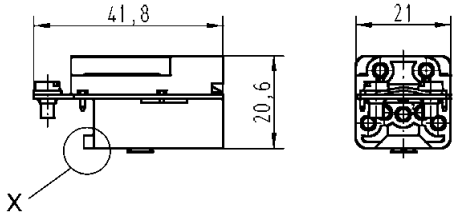
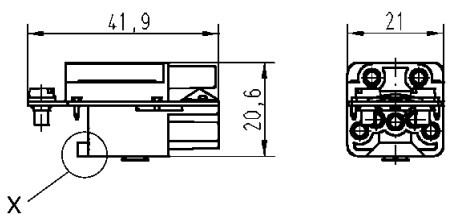


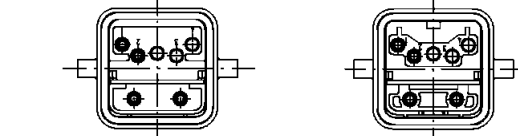


Identification	Part number		Drawing	Dimensions in mm
	Male insert (M)	Female insert (F)		
<p>Panel feed-through with cage clamp</p> 	<b>09 12 006 2695</b>			
		<b>09 12 006 2795</b>		
<p>Coupling / Panel feed-through</p>  <p>X = Cutting off the fin allows the use in cable to cable housings</p>	<b>09 12 006 2694</b>			
		<b>09 12 006 2794</b>		
<p>Bus terminator</p> <p>Plastic hoods/housings</p>  <p>Hoods/Housings, metal</p> 	<b>09 12 006 2691</b>	09 12 006 2791		
	<b>09 12 006 2692</b>	09 12 006 2792	