
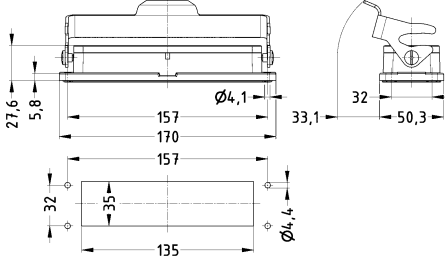
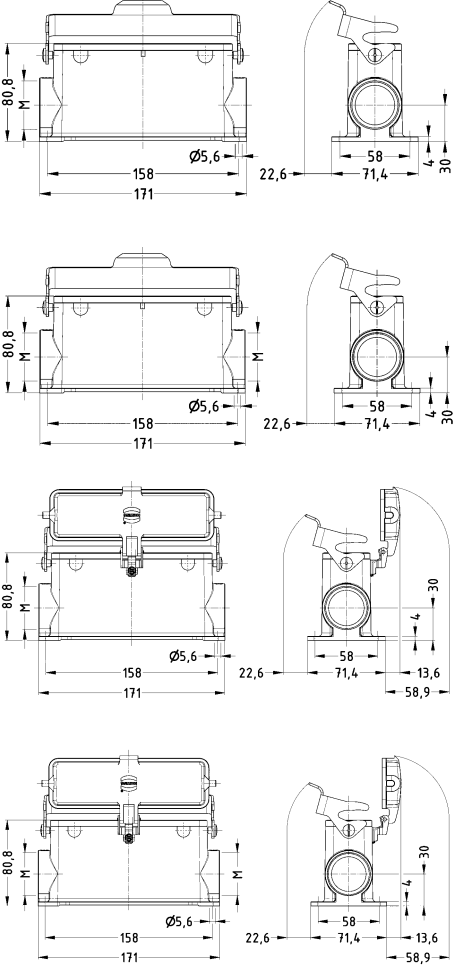





Housings

Identification	Cable entry	Part number	Drawing (dimensions in mm)
Han® B, Bulkhead mounted housing, IP65 		09 30 132 0307 ML	 <p>Panel cut out</p>
Han® B, Surface mounted housing, Side entry, IP65 Han® B, Surface mounted housing, With thermo-plastic cover, Side entry, IP65	1x M40 2x M40 1x M40 2x M40	19 30 132 0275 ML 19 30 132 0276 ML 19 30 132 2275 ML 19 30 132 2276 ML	
Han® B, Cable to cable housing, Top entry, IP65 	1x M40	19 30 132 0738 ML	