
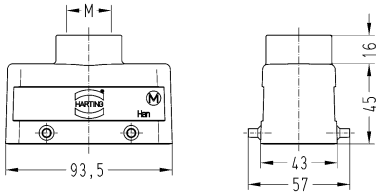
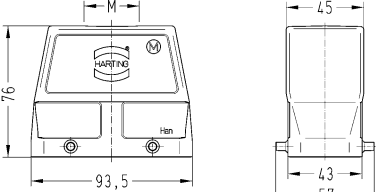
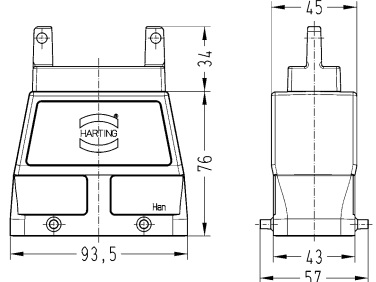
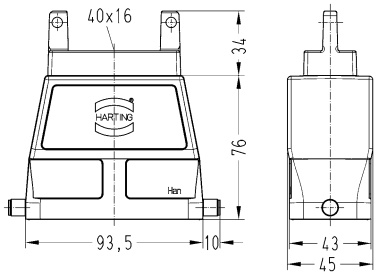




Standard hoods/housings for industrial connectors  
Double locking lever

Housings

Identification	Cable entry	Part number		Drawing (dimensions in mm)
		Low construction	High construction	
Han® B, Hood, Top entry, IP65, IP66, IP67  	1x M25 1x M32 1x M40 2x M25	19 30 016 1421 19 30 016 1422	19 30 016 0427 19 30 016 0428 19 30 016 0466	   
			09 30 016 4411 09 30 016 4441	
Han® B, Hood, Flat cable entry, Top entry, IP65  