
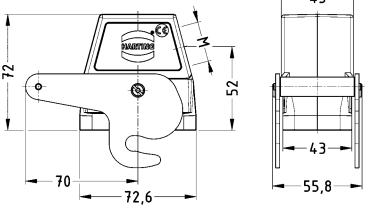

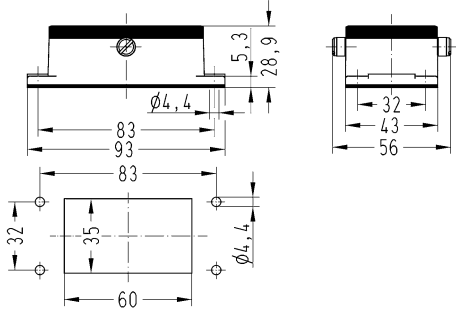

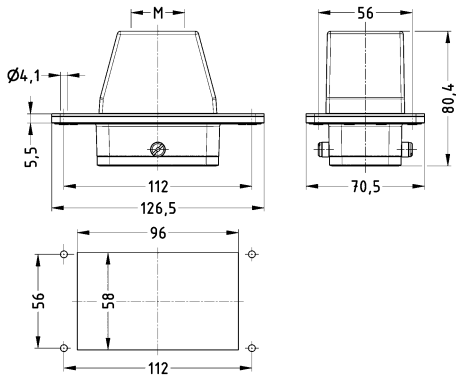


Standard hoods/housings for industrial connectors
Central locking lever (on the hood)

Housings

Identification	Cable entry	Part number		Drawing (dimensions in mm)
		Low construction	High construction	
Han® B, Hood, Side entry, IP65 	1x M25		19 30 010 0586	
Han® B, Bulkhead mounted housing, IP65 		09 30 010 0381		 <p>Panel cut out</p>
Han® B, Panel feed through housing, Top entry, IP65 	1x M25 1x M32		19 30 010 1141 19 30 010 1142	 <p>Panel cut out</p>