
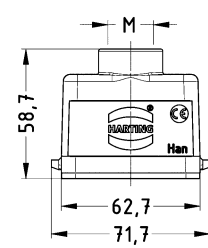
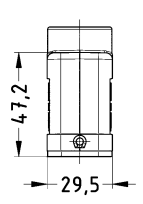

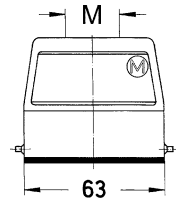
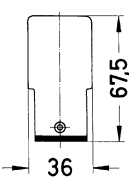



Standard Hoods/housings for industrial applications
Single locking lever

Housings

Identification	Cable entry	Part number		Drawing (dimensions in mm)	
		Low construction	High construction		
Han A®, Hood, Top entry, IP65 	1x M20 1x M25	19 20 010 1440	19 20 010 0446		
Han A®, Hood, Side entry, IP65 	1x M20 1x M25	19 20 010 1540	19 20 010 0546		
Han A®, Hood, Without cable entry, IP65 			09 20 010 0801	