
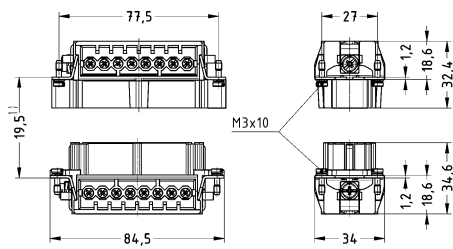

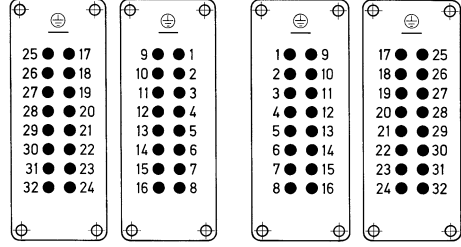
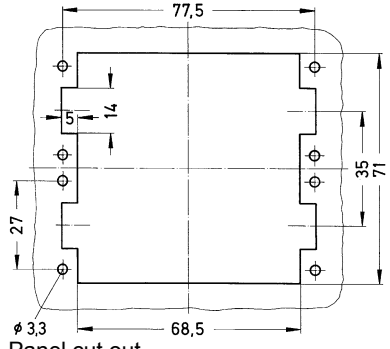


Han E/
EE

Identification	Conductor cross-section (mm ²)	Part number		Drawing (dimensions in mm)
		Male	Female	
<p>Han E®, Screw termination, With wire protection, 1 ... 16</p> <p>Contact surface: Silver plated</p>  <p>You need two inserts for a complete assembly!</p>	0.75 ... 2.5	09 33 016 2601	09 33 016 2701	 <p>1) distance for contact max. 21 mm</p>
<p>Han E®, Continuing marking, Screw termination, With wire protection, 17 ... 32</p> <p>Contact surface: Silver plated</p>  <p>You need two inserts for a complete assembly!</p>	0.75 ... 2.5	09 33 016 2611	09 33 016 2711	 <p>M F</p> <p>Contact arrangement (view from termination side)</p>  <p>Panel cut out</p>