
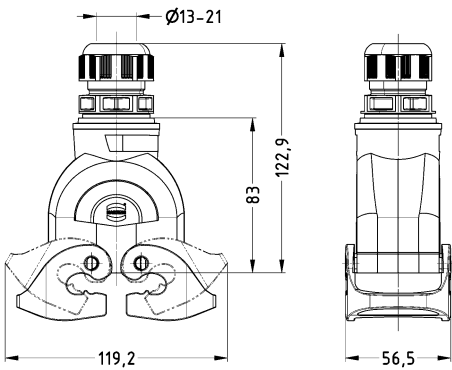

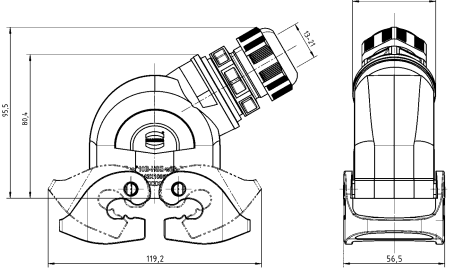

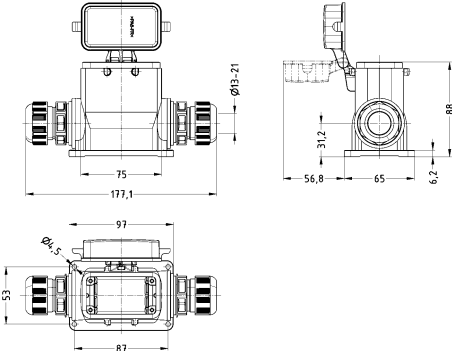


Double locking lever (on the hood)

Han
Eco

Identification	Cable entry	Clamping range (mm)	Part number	Drawing (dimensions in mm)
<p>Han-Eco® B, Hood, With integrated cable gland, Top entry, IP66</p> 	1x M32	13 ... 21	19 43 110 0437	 <p>Technical drawing showing front and side views of the hood. Dimensions: Ø13-21, 122,9, 83, 119,2, 56,5.</p>
<p>Han-Eco® B, Hood, With integrated cable gland, Side entry, IP66</p> 	1x M32	13 ... 21	19 43 110 0537	 <p>Technical drawing showing front and side views of the hood. Dimensions: 193,5, 80,6, 119,2, 56,5, Ø46,4, 20,0.</p>
<p>Han-Eco® B, Surface mounted housing, With thermo-plastic cover, With integrated cable gland, Side entry, IP66</p> 	1x M32 2x M32	13 ... 21 13 ... 21	19 43 310 0227 19 43 310 0267	 <p>Technical drawing showing front, side, and top views of the surface mounted housing. Dimensions: 177,1, 75, 119,2, 88, 31,2, 56,8, 65, 6,2, 97, 87, 53, Ø13-21, Ø46,4.</p>