
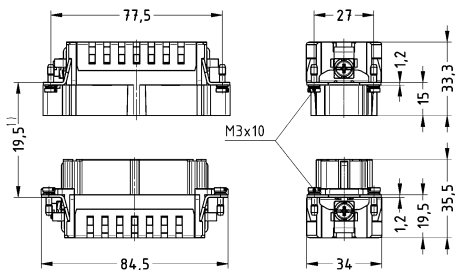

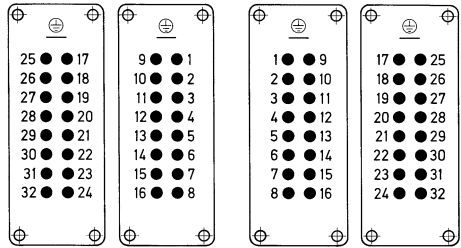
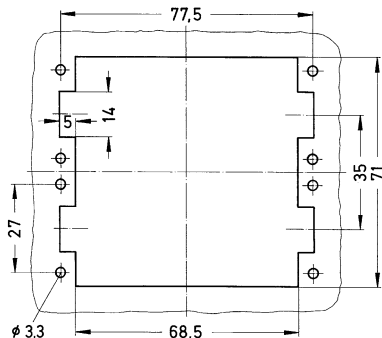


Number of contacts

32+

16 A 500 V 6 kV 3

Han E/
EE

Identification	Conductor cross-section (mm ²)	Part number		Drawing (dimensions in mm)
		Male	Female	
<p>Han E®, Crimp termination, 1 ... 16</p>  <p>Please order crimp contacts separately. You need two inserts for a complete assembly!</p>	0.14 ... 4	09 33 016 2602	09 33 016 2702	 <p>1) distance for contact max. 21 mm</p>
<p>Han E®, Continuing marking, Crimp termination, 17 ... 32</p>  <p>Please order crimp contacts separately. You need two inserts for a complete assembly!</p>	0.14 ... 4	09 33 016 2612	09 33 016 2712	 <p>1 17 9 1 2 18 10 2 3 19 11 3 4 20 12 4 5 21 13 5 6 22 14 6 7 23 15 7 8 24 16 8</p> <p>1 9 17 25 2 10 18 26 3 11 19 27 4 12 20 28 5 13 21 29 6 14 22 30 7 15 23 31 8 16 24 32</p> <p>M F</p> <p>Contact arrangement (view from termination side)</p>  <p>Panel cut out</p>