
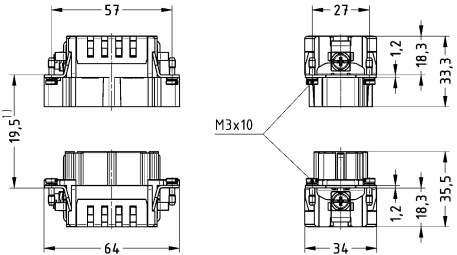

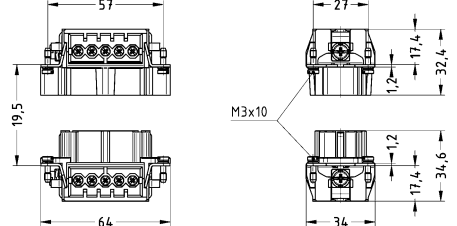


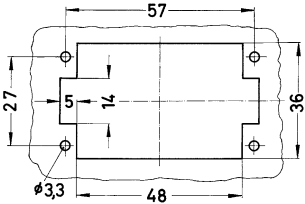


Number of contacts

10+

16 A 500 V 6 kV 3

Identification	Conductor cross-section (mm ²)	Part number		Drawing (dimensions in mm)
		Male	Female	
<p>Han E®, Crimp termination</p>  <p>Please order crimp contacts separately.</p>	0.14 ... 4	09 33 010 2602	09 33 010 2702	 <p>1) distance for contact max. 21 mm</p>
<p>Han E®, Screw termination, With wire protection, Contact surface: Silver plated</p> 	0.75 ... 2.5	09 33 010 2601	09 33 010 2701	 <p>1) distance for contact max. 21 mm</p> <div style="display: flex; justify-content: space-around; align-items: center;"> <div style="text-align: center;">  <p>M</p> </div> <div style="text-align: center;">  <p>F</p> </div> </div> <p>Contact arrangement (view from termination side)</p>  <p>Panel cut out</p>