

Technical characteristics

Contact resistance	≤3 mΩ
Material (contacts)	Copper alloy
Material (accessories)	Thermoplastic
RoHS	compliant with exemption, compliant

Specifications and approvals

EN 60664-1
IEC 61984

Details


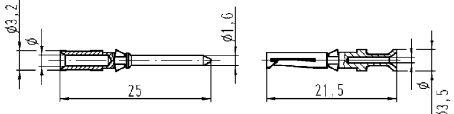

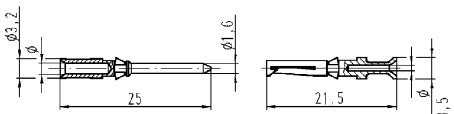

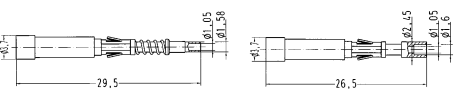
Crimping tools see chapter Han 90

Remarks on the crimp technique

The wire gauges mentioned in the catalogue refer to geometric wire gauges of cables.

Coding pin

Use of the coding pin prevents incorrect mating to other connectors of the same type. The male pin should be omitted from the opposing cavity in the male insert.

Identification	Conductor cross-section (mm ²)	Part number		Drawing (dimensions in mm)																					
		Male	Female																						
Han D®, Crimp contact, Contact surface: Silver plated 	0.14 ... 0.37	09 15 000 6104	09 15 000 6204	 <table border="1" data-bbox="997 1243 1444 1411"> <thead> <tr> <th>Conductor cross-section</th> <th>∅</th> <th>Stripping length</th> </tr> </thead> <tbody> <tr> <td>0.14-0.37 mm² AWG 26-22</td> <td>0.9 mm</td> <td>8 mm</td> </tr> <tr> <td>0.5 mm² AWG 20</td> <td>1.1 mm</td> <td>8 mm</td> </tr> <tr> <td>0.75 mm² AWG 18</td> <td>1.3 mm</td> <td>8 mm</td> </tr> <tr> <td>1 mm² AWG 18</td> <td>1.45 mm</td> <td>8 mm</td> </tr> <tr> <td>1.5 mm² AWG 16</td> <td>1.75 mm</td> <td>8 mm</td> </tr> <tr> <td>2.5 mm² AWG 14</td> <td>2.25 mm</td> <td>6 mm</td> </tr> </tbody> </table>	Conductor cross-section	∅	Stripping length	0.14-0.37 mm ² AWG 26-22	0.9 mm	8 mm	0.5 mm ² AWG 20	1.1 mm	8 mm	0.75 mm ² AWG 18	1.3 mm	8 mm	1 mm ² AWG 18	1.45 mm	8 mm	1.5 mm ² AWG 16	1.75 mm	8 mm	2.5 mm ² AWG 14	2.25 mm	6 mm
	Conductor cross-section	∅	Stripping length																						
	0.14-0.37 mm ² AWG 26-22	0.9 mm	8 mm																						
	0.5 mm ² AWG 20	1.1 mm	8 mm																						
	0.75 mm ² AWG 18	1.3 mm	8 mm																						
	1 mm ² AWG 18	1.45 mm	8 mm																						
1.5 mm ² AWG 16	1.75 mm	8 mm																							
2.5 mm ² AWG 14	2.25 mm	6 mm																							
0.5	09 15 000 6103	09 15 000 6203																							
0.75	09 15 000 6105	09 15 000 6205																							
1	09 15 000 6102	09 15 000 6202																							
1.5	09 15 000 6101	09 15 000 6201																							
2.5	09 15 000 6106	09 15 000 6206																							
Han D®, Crimp contact, Contact surface: Gold plated 	0.14 ... 0.37	09 15 000 6124	09 15 000 6224	 <table border="1" data-bbox="997 1624 1444 1792"> <thead> <tr> <th>Conductor cross-section</th> <th>∅</th> <th>Stripping length</th> </tr> </thead> <tbody> <tr> <td>0.14-0.37 mm² AWG 26-22</td> <td>0.9 mm</td> <td>8 mm</td> </tr> <tr> <td>0.5 mm² AWG 20</td> <td>1.1 mm</td> <td>8 mm</td> </tr> <tr> <td>0.75 mm² AWG 18</td> <td>1.3 mm</td> <td>8 mm</td> </tr> <tr> <td>1 mm² AWG 18</td> <td>1.45 mm</td> <td>8 mm</td> </tr> <tr> <td>1.5 mm² AWG 16</td> <td>1.75 mm</td> <td>8 mm</td> </tr> <tr> <td>2.5 mm² AWG 14</td> <td>2.25 mm</td> <td>6 mm</td> </tr> </tbody> </table>	Conductor cross-section	∅	Stripping length	0.14-0.37 mm ² AWG 26-22	0.9 mm	8 mm	0.5 mm ² AWG 20	1.1 mm	8 mm	0.75 mm ² AWG 18	1.3 mm	8 mm	1 mm ² AWG 18	1.45 mm	8 mm	1.5 mm ² AWG 16	1.75 mm	8 mm	2.5 mm ² AWG 14	2.25 mm	6 mm
	Conductor cross-section	∅	Stripping length																						
	0.14-0.37 mm ² AWG 26-22	0.9 mm	8 mm																						
	0.5 mm ² AWG 20	1.1 mm	8 mm																						
	0.75 mm ² AWG 18	1.3 mm	8 mm																						
	1 mm ² AWG 18	1.45 mm	8 mm																						
1.5 mm ² AWG 16	1.75 mm	8 mm																							
2.5 mm ² AWG 14	2.25 mm	6 mm																							
0.5	09 15 000 6123	09 15 000 6223																							
0.75	09 15 000 6125	09 15 000 6225																							
1	09 15 000 6122	09 15 000 6222																							
1.5	09 15 000 6121	09 15 000 6221																							
2.5	09 15 000 6126	09 15 000 6226																							
FO contact, for 1 mm plastic fibre 		20 10 001 3211	20 10 001 3221	 <p>20 10 001 3211 + 20 10 001 3221</p>																					