
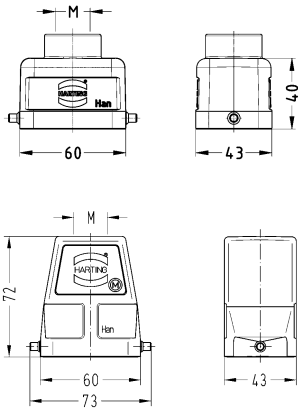

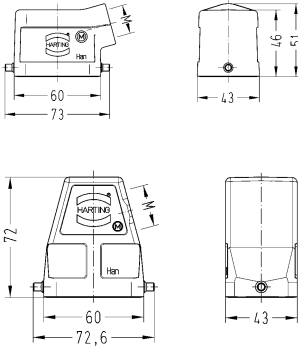

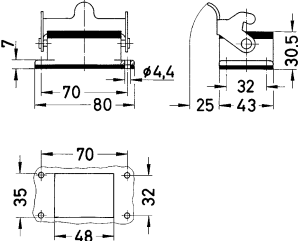


Single locking lever

High Temp

Identification	Cable entry	Part number		Drawing (dimensions in mm)	
		Low construction	High construction		
Han® EMC/B, Han® High Temp, Hood, Top entry, IP65 	1x M20 1x M25 1x M32	19 62 806 1440	19 62 806 0446 19 62 806 0447		
Han® EMC/B, Han® High Temp, Hood, Side entry, IP65 	1x M20 1x M25 1x M32	19 62 806 1540 19 62 806 1541	19 62 806 0546 19 62 806 0547		
Han® High Temp, Bulkhead mounted housing, IP65 		09 62 806 0391		 <p>Panel cut out</p>	