
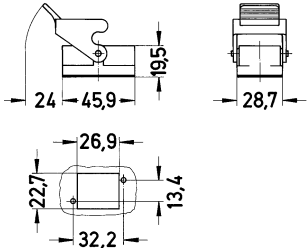

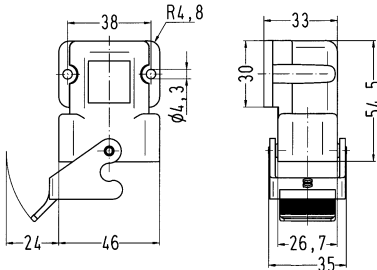

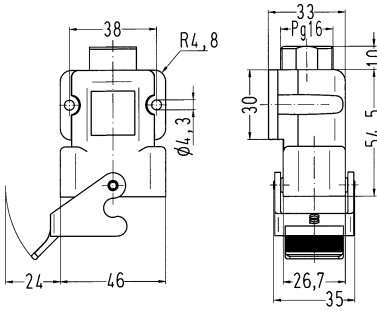

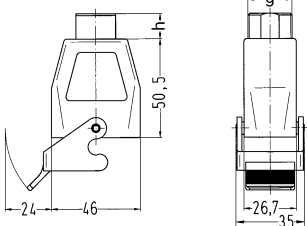



Identification	Cable entry	Part number	Drawing (dimensions in mm)
<p>Han-Compact®, Bulkhead mounted housing, Straight, IP65</p> 		09 12 008 0327	
<p>Han-Compact®, Bulkhead mounted housing, Angled, IP65</p> 		09 12 008 0902	
<p>Han-Compact®, Surface mounted housing, for Han-Compact® half cable gland, Angled entry, IP65</p> 	1x Pg 16	09 12 008 0901	
<p>Han-Compact®, Cable to cable housing, for Han-Compact® half cable gland, Top entry, IP65</p> 	1x M25 1x Pg 16	19 12 008 0729 09 12 008 0727	
<p>Han-Compact®, Cable to cable housing, for flexible conduits Adaptaflex PAFS18, Top entry, IP65</p> 	1x PAFS 18	09 12 008 0728	