
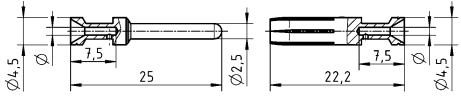
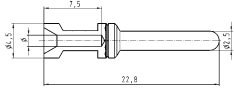

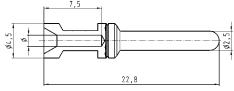

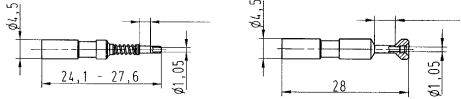




| Identification | Conductor cross-section (mm ²) | Part number | | Drawing (dimensions in mm) | | | | | | | | | | | | | | | | | | | | | | | | | | | | | | | | | | | | | | | |
|---|--|------------------|------------------|---|-------------------------|---|------------------|---------------------------|-----------|-----------|---------------------|--------|-----------|----------------------|--------|-----------|-------------------|--------|----------|---------------------|--------|----------|---------------------|--------|----------|-------------------|--------|-------------|-------------------|--------|-----------|-------------------------|---|------------------|------------------------|--------|---------|---------------------|--------|---------|---------------------|--------|---------|
| | | Male | Female | | | | | | | | | | | | | | | | | | | | | | | | | | | | | | | | | | | | | | | | |
| Han E®, Crimp contact, Contact surface: Gold plated  | 0.14 ... 0.37 | 09 33 000 6117 | 09 33 000 6217 |  <table border="1"> <thead> <tr> <th colspan="2">Conductor cross-section</th> <th>Identification</th> </tr> </thead> <tbody> <tr> <td>0.14-0.37 mm²</td> <td>AWG 26-22</td> <td>no groove</td> </tr> <tr> <td>0.5 mm²</td> <td>AWG 20</td> <td>no groove</td> </tr> <tr> <td>0.75 mm²</td> <td>AWG 18</td> <td>1 groove*</td> </tr> <tr> <td>1 mm²</td> <td>AWG 18</td> <td>1 groove</td> </tr> <tr> <td>1.5 mm²</td> <td>AWG 16</td> <td>2 groove</td> </tr> <tr> <td>2.5 mm²</td> <td>AWG 14</td> <td>3 groove</td> </tr> <tr> <td>3 mm²</td> <td>AWG 12</td> <td>wide groove</td> </tr> <tr> <td>4 mm²</td> <td>AWG 12</td> <td>no groove</td> </tr> </tbody> </table> <p>* on the back crimp collar</p> <p>Stripping length 7.5 mm</p>  <table border="1"> <thead> <tr> <th>Conductor cross-section</th> <th>ø</th> <th>Stripping length</th> </tr> </thead> <tbody> <tr> <td>0.75-1 mm²</td> <td>AWG 18</td> <td>1.45 mm</td> </tr> <tr> <td>1.5 mm²</td> <td>AWG 16</td> <td>1.75 mm</td> </tr> <tr> <td>2.5 mm²</td> <td>AWG 14</td> <td>2.25 mm</td> </tr> </tbody> </table> | Conductor cross-section | | Identification | 0.14-0.37 mm ² | AWG 26-22 | no groove | 0.5 mm ² | AWG 20 | no groove | 0.75 mm ² | AWG 18 | 1 groove* | 1 mm ² | AWG 18 | 1 groove | 1.5 mm ² | AWG 16 | 2 groove | 2.5 mm ² | AWG 14 | 3 groove | 3 mm ² | AWG 12 | wide groove | 4 mm ² | AWG 12 | no groove | Conductor cross-section | ø | Stripping length | 0.75-1 mm ² | AWG 18 | 1.45 mm | 1.5 mm ² | AWG 16 | 1.75 mm | 2.5 mm ² | AWG 14 | 2.25 mm |
| | Conductor cross-section | | Identification | | | | | | | | | | | | | | | | | | | | | | | | | | | | | | | | | | | | | | | | |
| | 0.14-0.37 mm ² | AWG 26-22 | no groove | | | | | | | | | | | | | | | | | | | | | | | | | | | | | | | | | | | | | | | | |
| | 0.5 mm ² | AWG 20 | no groove | | | | | | | | | | | | | | | | | | | | | | | | | | | | | | | | | | | | | | | | |
| | 0.75 mm ² | AWG 18 | 1 groove* | | | | | | | | | | | | | | | | | | | | | | | | | | | | | | | | | | | | | | | | |
| | 1 mm ² | AWG 18 | 1 groove | | | | | | | | | | | | | | | | | | | | | | | | | | | | | | | | | | | | | | | | |
| | 1.5 mm ² | AWG 16 | 2 groove | | | | | | | | | | | | | | | | | | | | | | | | | | | | | | | | | | | | | | | | |
| 2.5 mm ² | AWG 14 | 3 groove | | | | | | | | | | | | | | | | | | | | | | | | | | | | | | | | | | | | | | | | | |
| 3 mm ² | AWG 12 | wide groove | | | | | | | | | | | | | | | | | | | | | | | | | | | | | | | | | | | | | | | | | |
| 4 mm ² | AWG 12 | no groove | | | | | | | | | | | | | | | | | | | | | | | | | | | | | | | | | | | | | | | | | |
| Conductor cross-section | ø | Stripping length | | | | | | | | | | | | | | | | | | | | | | | | | | | | | | | | | | | | | | | | | |
| 0.75-1 mm ² | AWG 18 | 1.45 mm | | | | | | | | | | | | | | | | | | | | | | | | | | | | | | | | | | | | | | | | | |
| 1.5 mm ² | AWG 16 | 1.75 mm | | | | | | | | | | | | | | | | | | | | | | | | | | | | | | | | | | | | | | | | | |
| 2.5 mm ² | AWG 14 | 2.25 mm | | | | | | | | | | | | | | | | | | | | | | | | | | | | | | | | | | | | | | | | | |
| 0.5 | 09 33 000 6122 | 09 33 000 6222 | | | | | | | | | | | | | | | | | | | | | | | | | | | | | | | | | | | | | | | | | |
| 0.75 | 09 33 000 6115 | 09 33 000 6215 | | | | | | | | | | | | | | | | | | | | | | | | | | | | | | | | | | | | | | | | | |
| 1 | 09 33 000 6118 | 09 33 000 6218 | | | | | | | | | | | | | | | | | | | | | | | | | | | | | | | | | | | | | | | | | |
| 1.5 | 09 33 000 6116 | 09 33 000 6216 | | | | | | | | | | | | | | | | | | | | | | | | | | | | | | | | | | | | | | | | | |
| 2.5 | 09 33 000 6123 | 09 33 000 6223 | | | | | | | | | | | | | | | | | | | | | | | | | | | | | | | | | | | | | | | | | |
| 4 | 09 33 000 6119 | 09 33 000 6221 | | | | | | | | | | | | | | | | | | | | | | | | | | | | | | | | | | | | | | | | | |
| Han E®, Crimp contact, Relay contact, Contact surface: Silver plated  | 0.75 ... 1 | 09 33 000 6109 | |  <table border="1"> <thead> <tr> <th>Conductor cross-section</th> <th>ø</th> <th>Stripping length</th> </tr> </thead> <tbody> <tr> <td>0.75-1 mm²</td> <td>AWG 18</td> <td>1.45 mm</td> </tr> <tr> <td>1.5 mm²</td> <td>AWG 16</td> <td>1.75 mm</td> </tr> <tr> <td>2.5 mm²</td> <td>AWG 14</td> <td>2.25 mm</td> </tr> </tbody> </table> | Conductor cross-section | ø | Stripping length | 0.75-1 mm ² | AWG 18 | 1.45 mm | 1.5 mm ² | AWG 16 | 1.75 mm | 2.5 mm ² | AWG 14 | 2.25 mm | | | | | | | | | | | | | | | | | | | | | | | | | | | |
| | Conductor cross-section | ø | Stripping length | | | | | | | | | | | | | | | | | | | | | | | | | | | | | | | | | | | | | | | | |
| | 0.75-1 mm ² | AWG 18 | 1.45 mm | | | | | | | | | | | | | | | | | | | | | | | | | | | | | | | | | | | | | | | | |
| 1.5 mm ² | AWG 16 | 1.75 mm | | | | | | | | | | | | | | | | | | | | | | | | | | | | | | | | | | | | | | | | | |
| 2.5 mm ² | AWG 14 | 2.25 mm | | | | | | | | | | | | | | | | | | | | | | | | | | | | | | | | | | | | | | | | | |
| 1.5 | 09 33 000 6110 | | | | | | | | | | | | | | | | | | | | | | | | | | | | | | | | | | | | | | | | | | |
| 2.5 | 09 33 000 6111 | | | | | | | | | | | | | | | | | | | | | | | | | | | | | | | | | | | | | | | | | | |
| FO contact, for 1 mm plastic fibre  | | 20 10 001 3311 | 20 10 001 3321 |  <p>Crimp zone</p>  | | | | | | | | | | | | | | | | | | | | | | | | | | | | | | | | | | | | | | | |
| | | | | | | | | | | | | | | | | | | | | | | | | | | | | | | | | | | | | | | | | | | | |
| Han E®, Han® EE, Han® EEE, Coding pin  for crimp inserts only With loss of one contact | | | 09 33 000 9954 | | | | | | | | | | | | | | | | | | | | | | | | | | | | | | | | | | | | | | | | |