

Technical characteristics

RoHS compliant

Details

There are moulded slots at the rear of the terminal block connectors and distributors to accept the fixing elements. When used these elements, for example, can be used to secure the connectors inside the switch cabinets on standard rails.

Details

For mounting

Terminal block connector Han E® AV / Han® ES AV


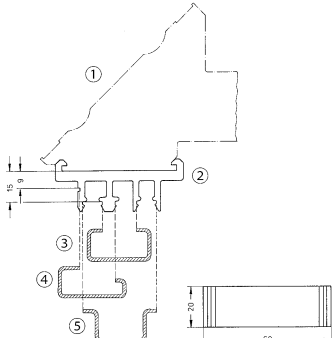

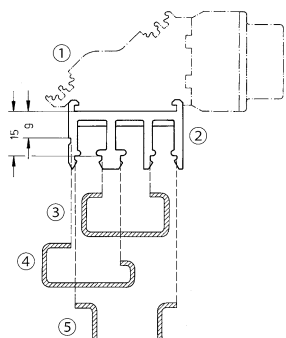
Han® 6 E AV, Han® 6 ES AV = 1 fixing element

Han® 10/16/24 E AV, Han® 10/16/24 ES AV = 2 fixing elements

Terminal block connector Han D® AV

Han® 40/64 D AV = 2 fixing elements

Distributor = 1 fixing element

Identification	Part number	Drawing (dimensions in mm)
<p>Han D® AV, Han D® AV Distributor, Fixing element</p> 	<p>09 33 000 9928</p>	 <ul style="list-style-type: none"> ① Terminal block connector Han D® AV ② Fixing element ③ C-rail IEC 60715-C30 ④ G-rail IEC 60715-G32 ⑤ Rail IEC 60715-35 x 7.5 or -35 x 15
<p>Han E® AV, Han® ES AV, Fixing element</p> 	<p>09 33 000 9929</p>	 <ul style="list-style-type: none"> ① Terminal block connector Han E® AV ② Fixing element ③ C-rail IEC 60715-C30 ④ G-rail IEC 60715-G32 ⑤ Rail IEC 60715-35 x 7.5 or -35 x 15