
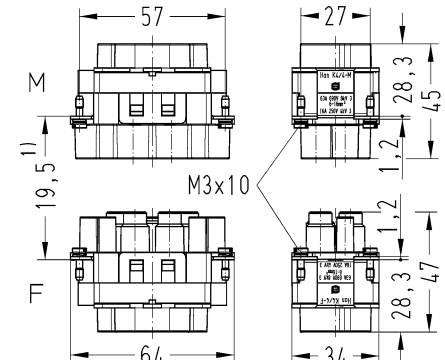

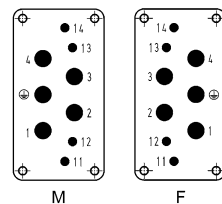


Number of contacts

4+

63 A 690 V 8 kV 3
 16 A 250 V 4 kV 3
 + 4 additional signal contacts

Han-Com

Identification	Conductor cross-section (mm ²)	Part number		Drawing (dimensions in mm)
		Male	Female	
Han-Com®, Han® K 4/4, Axial screw termination / cage-clamp termination, Contact surface: Silver plated  Finger safe	6 ... 16, 0.14 ... 2.5 Signal	09 38 008 2601	09 38 008 2701	 1) distance for contact max. 21 mm
Han-Com®, Han® K 4/4, Axial screw termination / cage-clamp termination, Contact surface: Silver plated  Not finger safe	6 ... 16, 0.14 ... 2.5 Signal	09 38 008 2611		 Contact arrangement (view from termination side)

Power contacts		
Conductor cross-section	Tightening torque	Stripping length
6 mm ²	2 Nm	11 ... 12 mm
10 mm ²	3 Nm	11 ... 12 mm
16 mm ²	4 Nm	11 ... 12 mm
22 mm ²	4 Nm	11 ... 12 mm

Signal contacts :
 Stripping length 7 ... 9 mm