
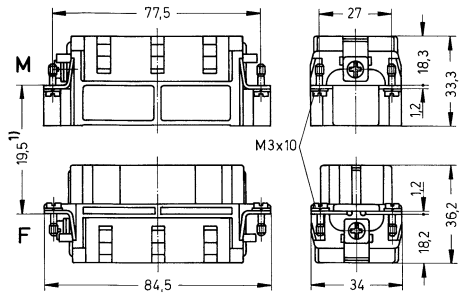

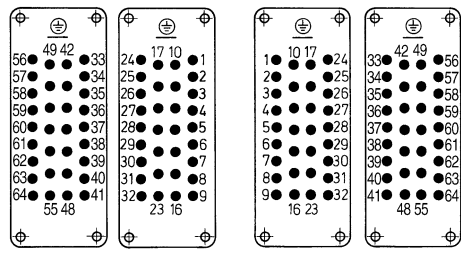
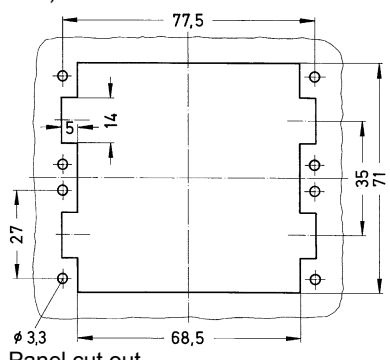


Number of contacts

64+

16 A 500 V 6 kV 3

Han E/
EE

| Identification | Conductor cross-section (mm ²) | Part number | | Drawing (dimensions in mm) |
|---|--|----------------|----------------|---|
| | | Male | Female | |
| <p>Han® EE, Crimp termination, 1 ... 32</p>  <p>Please order crimp contacts separately. You need two inserts for a complete assembly!</p> | 0.14 ... 4 | 09 32 032 3001 | 09 32 032 3101 |  <p>1) distance for contact max. 21 mm</p> |
| <p>Han® EE, Continuing marking, Crimp termination, 33 ... 64</p>  <p>Please order crimp contacts separately. You need two inserts for a complete assembly!</p> | 0.14 ... 4 | 09 32 032 3011 | 09 32 032 3111 |  <p>M F</p> <p>Contact arrangement (view from termination side)</p>  <p>Panel cut out</p> |