
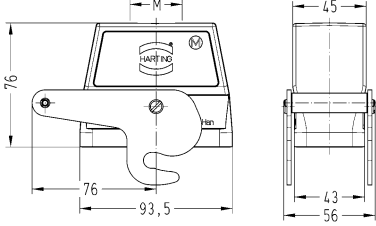

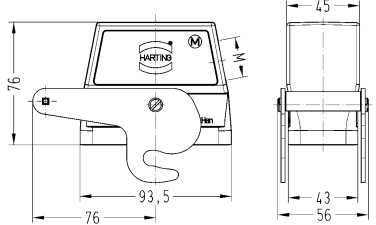

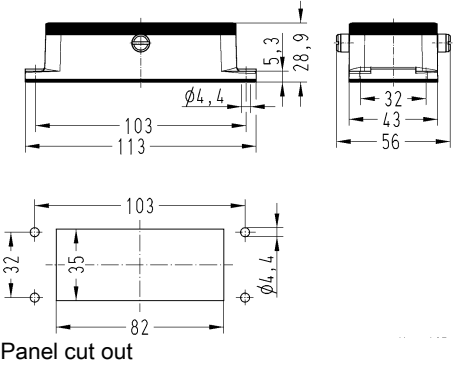





Standard hoods/housings for industrial connectors  
Central locking lever (on the hood)

Housings

Identification	Cable entry	Part number		Drawing (dimensions in mm)
		Low construction	High construction	
Han® B, Hood, Top entry, IP65  	1x M32		19 30 016 0487	
Han® B, Hood, Side entry, IP65  	1x M25 1x M32		19 30 016 0586 19 30 016 0587	
Han® B, Bulkhead mounted housing, IP65  		09 30 016 0381		 <p>Panel cut out</p>
Han® B, Surface mounted housing, Side entry, IP65  	2x M32		19 30 016 0282	