
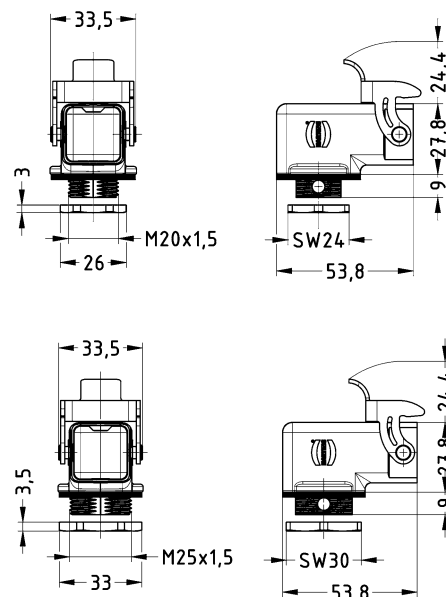

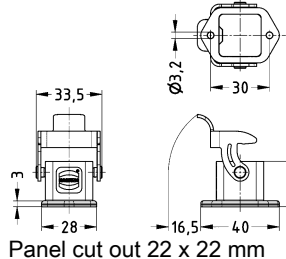

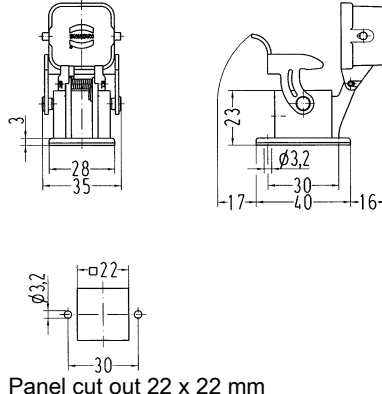


Housings

Identification	Cable entry	Cable diameter (mm)	Part number	Drawing (dimensions in mm)
<p>Han A®, Screw mounted housing, Angled, IP44, IP65 / IP67 with seal screw 09 20 000 9918</p> 	<p>1x M20 1x M25</p>		<p>19 20 003 1160 19 20 003 1165</p>	
<p>Han A®, Bulkhead mounted housing, Straight, IP44, IP65 / IP67 with seal screw 09 20 000 9918</p> 			<p>09 20 003 0301</p>	 <p>Panel cut out 22 x 22 mm</p>
<p>Han A®, Bulkhead mounted housing, Straight, With metal cover, IP44, IP65 / IP67 with seal screw 09 20 000 9918</p>  <p>for male inserts</p>			<p>09 20 003 0305</p>	 <p>Panel cut out 22 x 22 mm</p>