
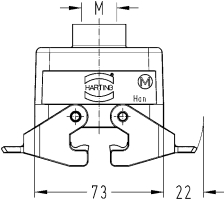
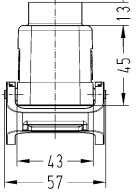
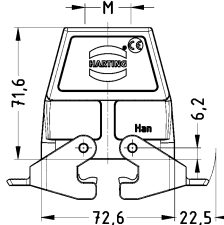
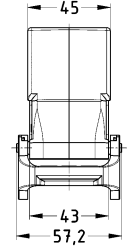

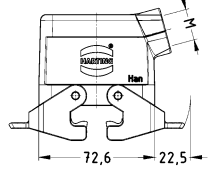
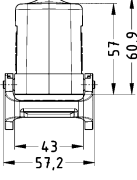
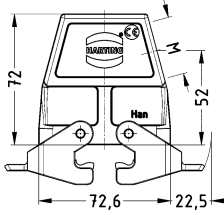
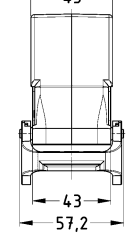


Standard hoods/housings for industrial connectors
Double locking lever (on the hood)

Housings

| Identification | Cable entry | Part number | | Drawing (dimensions in mm) | |
|---|----------------------------|--|---|--|---|
| | | Low construction | High construction | | |
| Han® B, Hood, Top entry, Han-Easy Lock®, IP65, IP66, IP67  | 1x M20 1x M25 | 19 30 010 1430 | 19 30 010 0436 |  |  |
| | |  |  | | |
| Han® B, Hood, Side entry, Han-Easy Lock®, IP65, IP66, IP67  | 1x M20 1x M25 1x M32 | 19 30 010 1530 19 30 010 1531 | 19 30 010 0537 |  |  |
| | |  |  | | |