
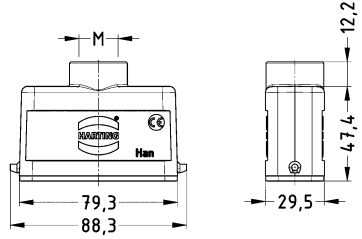

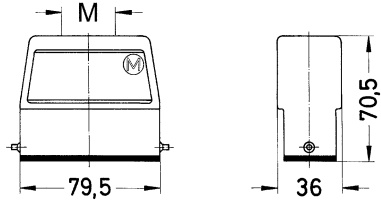



Standard Hoods/housings for industrial applications  
Single locking lever

Housings

Identification	Cable entry	Part number		Drawing (dimensions in mm)	
		Low construction	High construction		
Han A®, Hood, Top entry, IP65  	1x M20 1x M25	19 20 016 1440	19 20 016 0446		
Han A®, Hood, Side entry, IP65  	1x M20 1x M25	19 20 016 1540	19 20 016 0546		
Han A®, Hood, Without cable entry, IP65  			09 20 016 0801	