
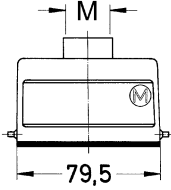
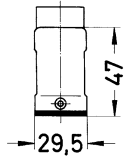
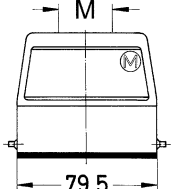
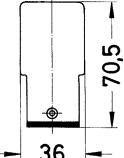

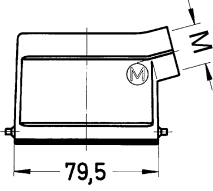
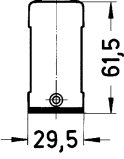
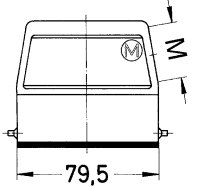



Standard Hoods/housings for industrial applications
Single locking lever

Housings

Identification	Cable entry	Part number		Drawing (dimensions in mm)	
		Low construction	High construction		
Han A®, Hoods, Top entry 	1x M20 1x M25	19 20 016 1440	19 20 016 0446		
					
Han A®, Hoods, Side entry 	1x M20 1x M25	19 20 016 1540	19 20 016 0546		
					
Han A®, Hoods, Without cable entry 			09 20 016 0801		