


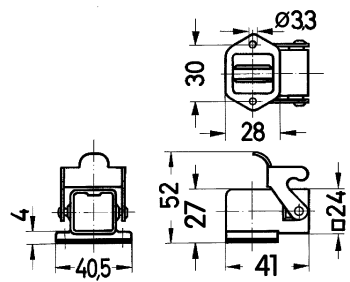
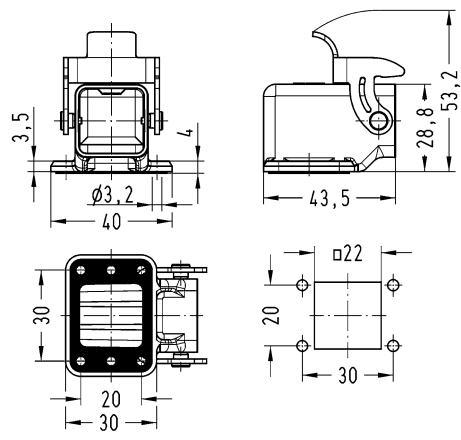

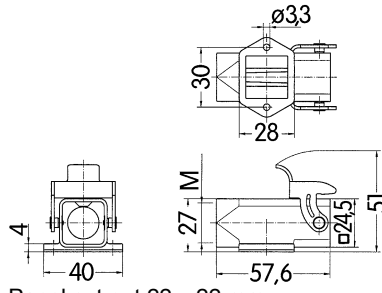


Housings

Identification	Cable entry	Part number	Drawing (dimensions in mm)
<p>Han® EMC, Bulkhead mounted housing, With metal cover, With seal (NBR), IP44, IP65 / IP67 with seal screw 09 20 000 9918</p>  <p>for female inserts</p> <p>Han® EMC, Bulkhead mounted housing, Angled, IP44, IP65 / IP67 with seal screw 09 20 000 9918</p>  <p>Han® EMC, Bulkhead mounted housing, Angled, 4 fixing screws, IP44, IP65 / IP67 with seal screw 09 20 000 9918</p> 		<p>09 62 003 0306</p> <p>09 62 003 0801</p> <p>09 62 003 0810</p>	 <p>Panel cut out 22 x 22 mm</p> 
<p>Han® EMC, Surface mounted housing, Top entry, IP44, IP65 / IP67 with seal screw 09 20 000 9918</p> 	<p>1x M20</p>	<p>19 62 003 1250</p>	 <p>Panel cut out 22 x 22 mm</p>