
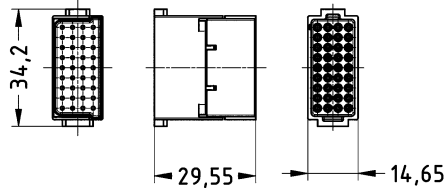
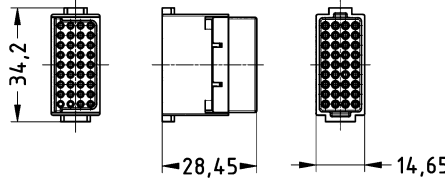

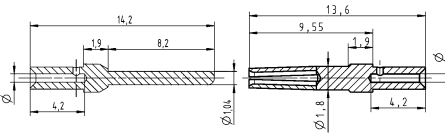


Number of contacts

36

4 A 32 V 0.8 kV 3

Modular

| Identification | Conductor cross-section (mm ²) | Part number | | Drawing (dimensions in mm) | | | | | | | | | | | | | | | |
|--|---|--|--|---|-------------------------|---|------------------|---------------------------|---------|------|---------------------------|---------|------|---------------------------|---------|------|---------------------------|---------|------|
| | | Male | Female | | | | | | | | | | | | | | | | |
| Han-Modular®, Han® Full High Density module, Crimp termination  <p>Please order crimp contacts separately.</p> | 0.09 ... 0.52 | 09 14 036 3001 | 09 14 036 3101 |   | | | | | | | | | | | | | | | |
| D-Sub, Standard, Crimp contact  | 0.09 ... 0.25 0.13 ... 0.33 0.25 ... 0.52 | 09 67 000 7576 09 67 000 5576 09 67 000 8576 | 09 67 000 7476 09 67 000 5476 09 67 000 8476 |  <table border="1"> <thead> <tr> <th>Conductor cross-section</th> <th>∅</th> <th>Stripping length</th> </tr> </thead> <tbody> <tr> <td>0.09-0.25 mm²</td> <td>0.64 mm</td> <td>4 mm</td> </tr> <tr> <td>0.13-0.33 mm²</td> <td>0.88 mm</td> <td>4 mm</td> </tr> <tr> <td>0.25-0.52 mm²</td> <td>1.13 mm</td> <td>4 mm</td> </tr> <tr> <td>0.33-0.82 mm²</td> <td>1.34 mm</td> <td>4 mm</td> </tr> </tbody> </table> <p>for stranded wire according IEC 60228 Class 5</p> | Conductor cross-section | ∅ | Stripping length | 0.09-0.25 mm ² | 0.64 mm | 4 mm | 0.13-0.33 mm ² | 0.88 mm | 4 mm | 0.25-0.52 mm ² | 1.13 mm | 4 mm | 0.33-0.82 mm ² | 1.34 mm | 4 mm |
| Conductor cross-section | ∅ | Stripping length | | | | | | | | | | | | | | | | | |
| 0.09-0.25 mm ² | 0.64 mm | 4 mm | | | | | | | | | | | | | | | | | |
| 0.13-0.33 mm ² | 0.88 mm | 4 mm | | | | | | | | | | | | | | | | | |
| 0.25-0.52 mm ² | 1.13 mm | 4 mm | | | | | | | | | | | | | | | | | |
| 0.33-0.82 mm ² | 1.34 mm | 4 mm | | | | | | | | | | | | | | | | | |