

Number of contacts

4

1.5 A 50 V

Modular

Features

- Suitable for FOC and coaxial contacts acc. to EN 41626

Technical characteristics

Number of contacts	4
Rated current	1.5 A
Rated voltage	50 V
Insulation resistance	$>10^{10} \Omega$
Contact resistance	$\leq 10 \text{ m}\Omega$
Impedance	50 Ω , 75 Ω
Limiting temperature	-40 ... +125 °C
Mating cycles	≥ 500
Material (insert)	Polycarbonate (PC)
Colour (insert)	RAL 7032 (pebble grey)
Material (contacts)	Copper alloy
Material flammability class acc. to UL 94	V-0
RoHS	compliant, compliant with exemption

Specifications and approvals

EN 60664-1
IEC 61984
UL 1977 ECBT2.E235076
DNV GL

Details

ATTENTION when using coaxial contacts:

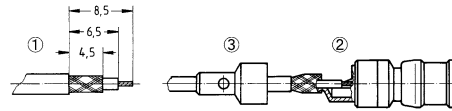
Male module 09 14 004 4501 with contacts 09 14 000 62xx or 09 69 28x 5xxx

Female module 09 14 004 4513 with contacts 09 14 000 61xx or 09 69 18x 5xxx


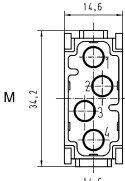
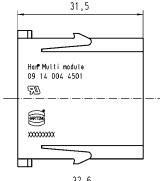
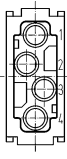
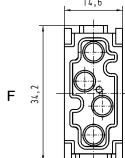
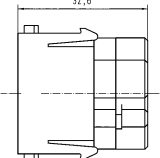
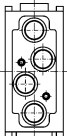
When removing the contacts, the two-piece module can be opened using a 7mm screwdriver. This destroys the module.

ATTENTION! Guide pins and bushes are prescribed (see chapter Han 80).

Assembly instructions for coaxial contact



- ① Stripping length
- ② Solder termination (during soldering max. +300 °C for 2 s)
- ③ Crimp ferrule

Identification	Part number		Drawing (dimensions in mm)		
	Male	Female	M		F
Han-Modular®, Han® Multi module  Please order contacts separately.	09 14 004 4501	09 14 004 4512			
					
			Contact arrangement (view from termination side)		