
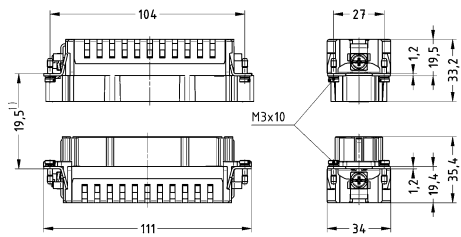


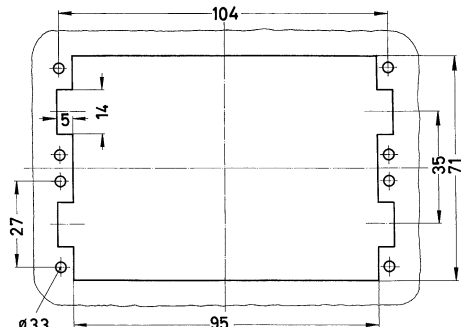


Number of contacts

48+

16 A 500 V 6 kV 3

Han E/
EE

Identification	Conductor cross-section (mm ²)	Part number		Drawing (dimensions in mm)
		Male	Female	
<p>Han® ES, Cage-clamp termination, 1 ... 24 Contact surface: Silver plated</p>  <p>You need two inserts for a complete assembly!</p>	0.14 ... 2.5	09 33 024 2616	09 33 024 2716	 <p>1) distance for contact max. 21 mm</p>
<p>Han® ES, Continuing marking, Cage-clamp termination, 25 ... 48 Contact surface: Silver plated</p>  <p>You need two inserts for a complete assembly!</p>	0.14 ... 2.5	09 33 024 2626	09 33 024 2726	 <p>M F</p> <p>Contact arrangement (view from termination side)</p>  <p>Panel cut out</p>