

Technical characteristics

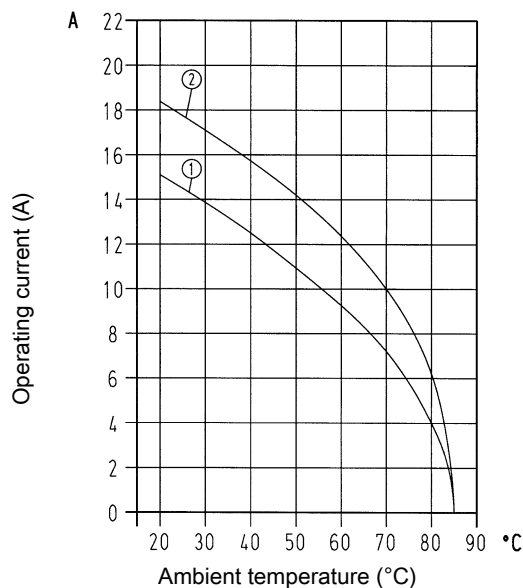
Number of contacts	3
Rated current	10 A
Rated voltage conductor-earth	230 V
Rated voltage conductor-conductor	400 V
Rated impulse voltage	4 kV
Pollution degree	3
Insulation resistance	$>10^{10} \Omega$
Limiting temperature	-40 ... +85 °C
Mating cycles	≥ 500
Degree of protection acc. to IEC 60529	IP65, IP67
Material (insert)	Polycarbonate (PC)
Colour (insert)	RAL 7032 (pebble grey)
Material (contacts)	Copper alloy
Material flammability class acc. to UL 94	V-0
RoHS	compliant with exemption

Derating

Current carrying capacity

The current carrying capacity of the connectors is limited by the thermal load capability of the contact element material including the connections and the insulating parts. The derating curve is therefore valid for currents which flow constantly (non-intermittent) through each contact element of the connector evenly, without exceeding the allowed maximum temperature.

Measuring and testing techniques acc. to IEC 60512-5-2



- ① Conductor cross-section 1 mm²
- ② Conductor cross-section 1.5 mm²

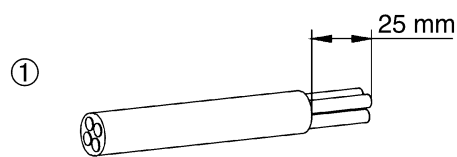
Specifications and approvals

EN 60664-1
IEC 61984
DNV GL

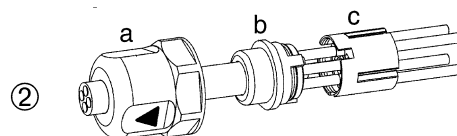


Details

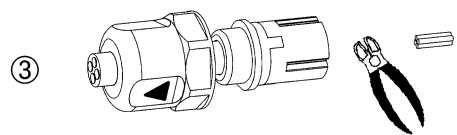
Assembly instructions



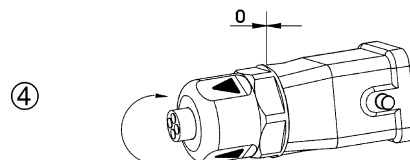
Strip off cable mantle



Assemble HARAX® elements
Screw cap, splice ring, seal



Cut off cable ends



The nut must be screwed completely down until the notches engage on the contact carrier nutlatch