

Number of contacts

15–78



High density with stamped solder pins, angled with grounding board locks

Identification

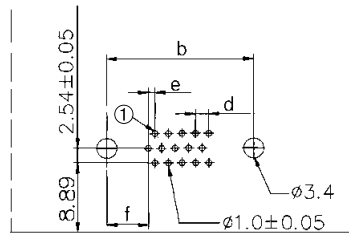
Drawing

Dimensions in mm

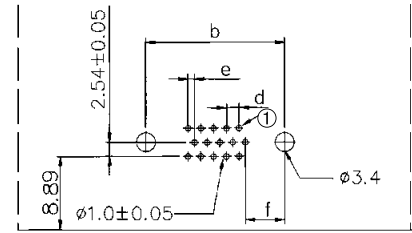
Board drillings

D-Sub

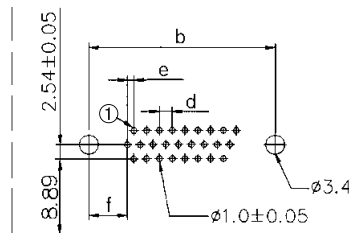
male 15



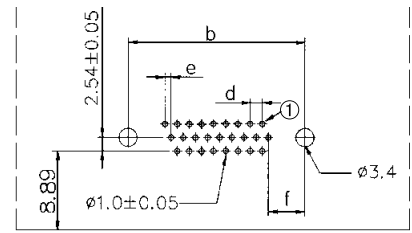
female 15



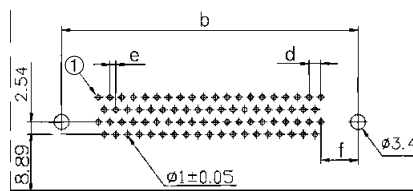
male 26-62



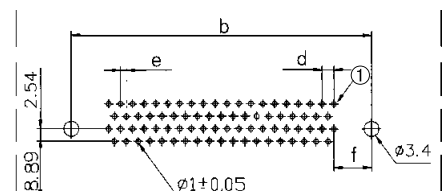
female 26-62



male 78



female 78



① = No. 1 contact

	$b_{\pm 0.1}$	d	e	f
15	24.99	2.29	1.145	7.04
26	33.30	2.29	1.145	6.88
44	47.04	2.29	1.145	6.88
62	63.50	2.41	1.205	7.00
78	61.00	2.41	1.205	7.65