
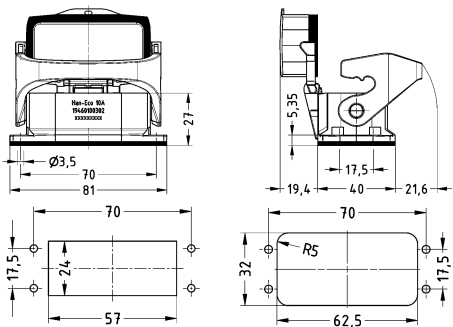

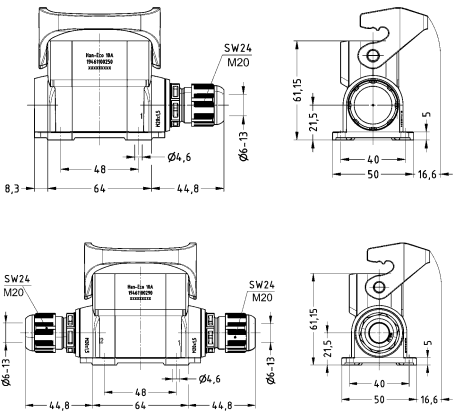



Han Eco

Identification	Cable entry	Clamping range (mm)	Part number	Drawing (dimensions in mm)
<p>Han-Eco® A, Bulkhead mounted housing, With thermo-plastic cover, IP65</p> 			19 46 010 0302	 <p>Panel cut out Front mounting / Rear mounting</p>
<p>Han-Eco® A, Surface mounted housing, With integrated cable gland, Side entry, IP65</p> 	<p>1x M20 1x M25 2x M20 2x M25</p>	<p>6 ... 13 9 ... 17 6 ... 13 9 ... 17</p>	<p>19 46 110 0250 19 46 110 0251 19 46 110 0290 19 46 110 0291</p>	
<p>Han-Eco® A, Surface mounted housing, With thermo-plastic cover, With integrated cable gland, Side entry, IP65</p> 	<p>1x M20 1x M25 2x M20 2x M25</p>	<p>6 ... 13 9 ... 17 6 ... 13 9 ... 17</p>	<p>19 46 110 0252 19 46 110 0253 19 46 110 0292 19 46 110 0293</p>	