
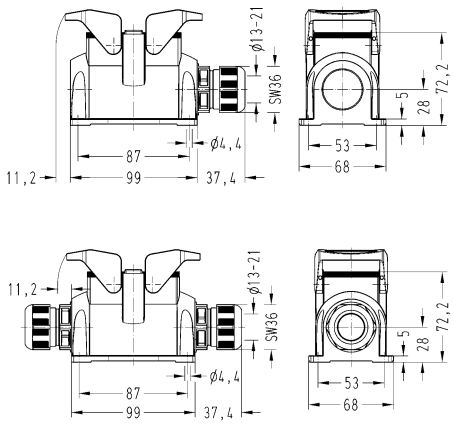

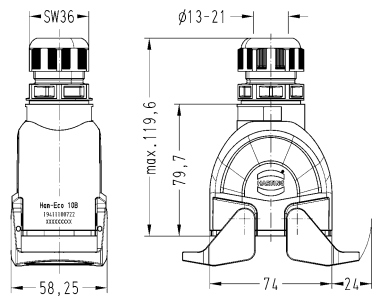

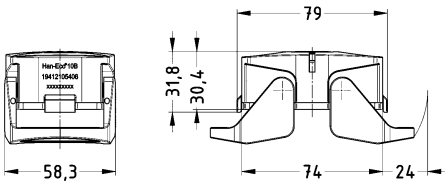

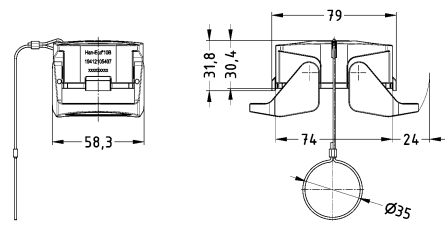



Han Eco

Identification	Cable entry	Clamping range (mm)	Part number	Drawing (dimensions in mm)
<p>Han-Eco® Modular, Surface mounted housing, With integrated cable gland, Side entry, IP65</p> 	<p>1x M32 2x M32</p>	<p>13 ... 21 13 ... 21</p>	<p>19 41 310 0232 19 41 310 0272</p>	
<p>Han-Eco® Modular, Cable to cable housing, With integrated cable gland, Top entry, IP65</p> 	<p>1x M32</p>	<p>13 ... 21</p>	<p>19 41 310 0722</p>	
<p>Han-Eco® Modular, Protection cover, for hoods, IP65</p> 			<p>19 41 210 5406</p>	
<p>Han-Eco® Modular, Protection cover, for hoods, With fixing cord (loop), IP65</p> 			<p>19 41 210 5407</p>	
<p>Han-Eco® Modular, Protection cover, for bulkhead mounted housings, for surface mounted housings, for cable to cable housing, With fixing cord (loop), IP65</p> 			<p>19 41 010 5402</p>	