




Standard hoods/housings for industrial connectors
Double locking lever (on the hood)

| Identification | Cable entry | Part number | | Drawing (dimensions in mm) |
|---|----------------------------|------------------|----------------------------------|-------------------------------|
| | | Low construction | High construction | |
| Han® B, Hood, Top entry, Han-Easy Lock®, IP65, IP66, IP67  | 1x M32 1x M40 | 19 30 024 1432 | 19 30 024 0437 19 30 024 0438 | |
| | | 19 30 024 1531 | 19 30 024 0537 19 30 024 0538 | |
| Han® B, Hood, Side entry, Han-Easy Lock®, IP65, IP66, IP67  | 1x M25 1x M32 1x M40 | 19 30 024 1531 | 19 30 024 0537 19 30 024 0538 | |
| | | | | |
| Han® B, Bulkhead mounted housing, With thermo-plastic cover, IP65  | | 09 30 024 0302 | | <p>Panel cut out</p> |