
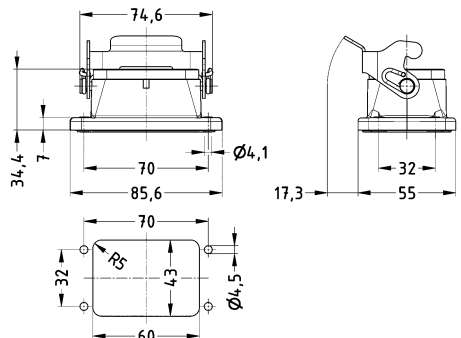

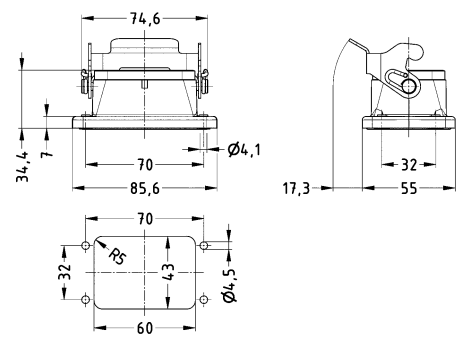

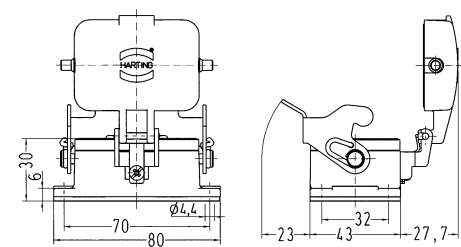



Identification	Cable entry	Part number		Drawing (dimensions in mm)
		Low construction	High construction	
Han® M, Bulkhead mounted housing, Rear mounting, IP66 Pack contents: Mounting frame is included with- in the delivery 		09 37 006 0391		 Panel cut out
Han® M, Bulkhead mounted housing, Rear mounting, IP66 		09 37 006 0392		 Panel cut out
Han® M, Bulkhead mounted housing, With metal cover, IP65 		09 37 006 0318		
Han® M, Surface mounted housing, With thermo-plastic cover, Side entry, Han-Easy Lock®, IP65 	2x M25		19 37 006 0296	