
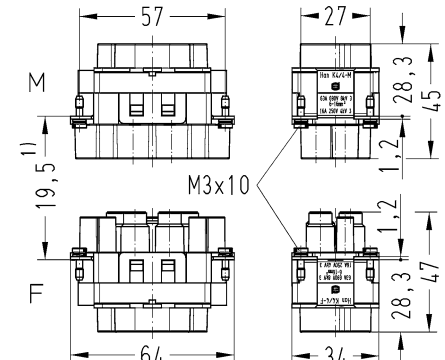

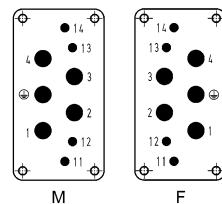


Number of contacts

## 4+

63 A 690 V 8 kV 3  
 16 A 250 V 4 kV 3  
 + 4 additional signal contacts

Han-Com

Identification	Conductor cross-section (mm <sup>2</sup> )	Part number		Drawing (dimensions in mm)																		
		Male	Female																			
Han-Com®, Han® K 4/4, Axial screw termination / cage-clamp termination, Contact surface: Silver plated    Finger safe	6 ... 16, 0.14 ... 2.5 Signal	09 38 008 2601	09 38 008 2701	 1) distance for contact max. 21 mm																		
Han-Com®, Han® K 4/4, Axial screw termination / cage-clamp termination, Contact surface: Silver plated    Not finger safe	6 ... 16, 0.14 ... 2.5 Signal	09 38 008 2611		 Contact arrangement (view from termination side) <table border="1"> <thead> <tr> <th colspan="3">Power contacts</th> </tr> <tr> <th>Conductor cross-section</th> <th>Tightening torque</th> <th>Stripping length</th> </tr> </thead> <tbody> <tr> <td>6 mm<sup>2</sup></td> <td>2 Nm</td> <td>11 ... 12 mm</td> </tr> <tr> <td>10 mm<sup>2</sup></td> <td>3 Nm</td> <td>11 ... 12 mm</td> </tr> <tr> <td>16 mm<sup>2</sup></td> <td>4 Nm</td> <td>11 ... 12 mm</td> </tr> <tr> <td>22 mm<sup>2</sup></td> <td>4 Nm</td> <td>11 ... 12 mm</td> </tr> </tbody> </table> <p>Signal contacts :                      Stripping length 7 ... 9 mm</p>	Power contacts			Conductor cross-section	Tightening torque	Stripping length	6 mm <sup>2</sup>	2 Nm	11 ... 12 mm	10 mm <sup>2</sup>	3 Nm	11 ... 12 mm	16 mm <sup>2</sup>	4 Nm	11 ... 12 mm	22 mm <sup>2</sup>	4 Nm	11 ... 12 mm
Power contacts																						
Conductor cross-section	Tightening torque	Stripping length																				
6 mm <sup>2</sup>	2 Nm	11 ... 12 mm																				
10 mm <sup>2</sup>	3 Nm	11 ... 12 mm																				
16 mm <sup>2</sup>	4 Nm	11 ... 12 mm																				
22 mm <sup>2</sup>	4 Nm	11 ... 12 mm																				