
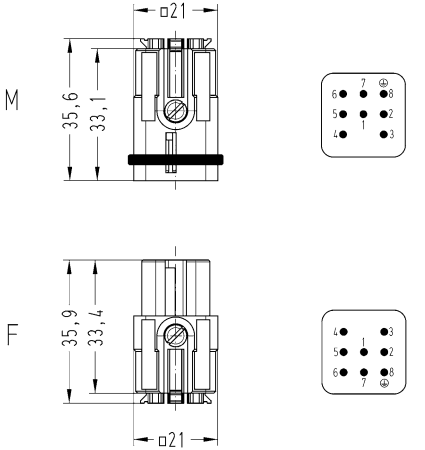

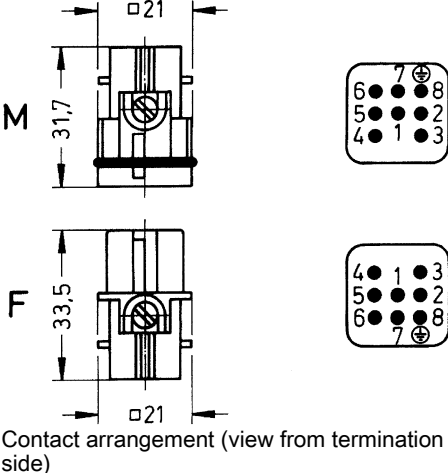


Number of contacts

8

10 A 50 V 0.8 kV 3

Han D

Identification	Conductor cross-section (mm ²)	Part number		Drawing (dimensions in mm)
		Male	Female	
<p>Han D[®], Han-Quick Lock[®] termination, Contact surface: Silver plated</p>  <p>for thermoplastics and metal hoods/housings</p>	0.25 ... 1.5	09 36 008 2632	09 36 008 2732	 <p>Technical drawing showing dimensions and contact arrangement for Male (M) and Female (F) versions. Dimensions include 35.6, 33.1, 35.9, 33.4, and 21mm diameter. Contact arrangement diagrams show 8 contacts in a 2x4 grid.</p>
<p>Han D[®], Crimp termination</p>  <p>Please order crimp contacts separately. for thermoplastics and metal hoods/housings</p>	0.14 ... 2.5	09 36 008 3001	09 36 008 3101	 <p>Technical drawing showing dimensions and contact arrangement for Male (M) and Female (F) versions. Dimensions include 31.7, 33.5, and 21mm diameter. Contact arrangement diagrams show 8 contacts in a 2x4 grid.</p>