








Identification	Part number	
<p><b>HARTING RJ Industrial® Stripping Tool</b> Stripping tool for Ethernet cables including blade cassette</p> <p>Spare blade cassette</p>	<p>09 45 800 0000</p> <p>09 45 800 0001</p>	 <p>The RJ Industrial Stripping Tool is ready to remove insulation from Ethernet cables for fast mounting with diameters from 2.5 to 8 mm quick and easy. It allows to remove cable sheath and shielding braid in one.</p>
<p>Stripping tool</p>	<p>09 45 800 0002</p>	
<p><b>HARTING RJ Industrial® LSA-Punch Down Tool</b></p>	<p>09 45 800 0020</p>	 <p>The LSA-Punch Down Tool is used to wire RJ45 Industrial Metal Outlets (part number 09 45 815 1100). The various conductors are cut to length and inserted into the insulation displacement contacts in a single pass.</p>
<p><b>HARTING M12 dynamometric screwdriver</b> SW 18 or 13</p>	<p>09 99 000 0382</p>	
<p><b>Crimping tool for M12 Crimp</b></p>	<p>09 99 000 0501</p>	
<p>Cable shear</p>	<p>09 45 800 0004</p>	
<p>Wire cutter</p>	<p>09 45 800 0005</p>	
<p><b>HARTING RJ Industrial® Gigalink assembly tool</b></p>	<p>09 45 800 0520</p>	