
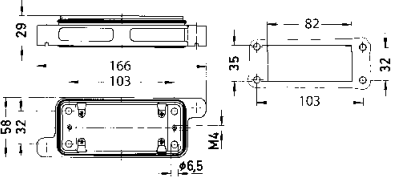

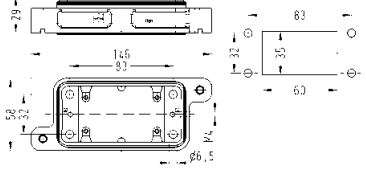

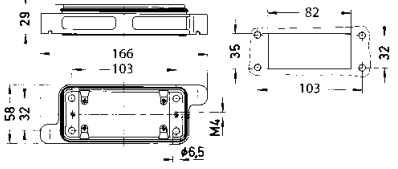

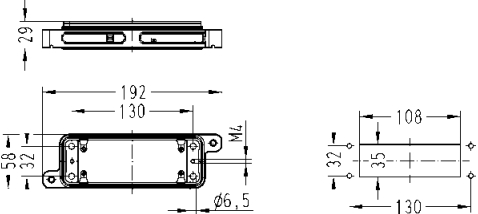


Hoods/Housings for harsh environmental requirements / Screw locking system

Identification	Size	Part number	Drawing	Dimensions in mm
<p>Housings, bulkhead mounting</p> 	6 B	09 40 006 0311		<p>Panel cut out</p>
<p>Housings, bulkhead mounting</p> 	10 B	09 40 010 0311		<p>Panel cut out</p>
<p>Housings, bulkhead mounting</p> 	16 B	09 40 016 0311		<p>Panel cut out</p>
<p>Housings, bulkhead mounting</p> 	24 B	09 40 024 0311		<p>Panel cut out</p>