


Number of contacts

4-64

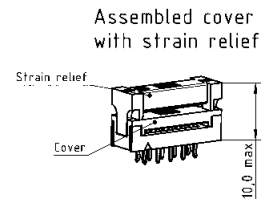


Pcb transition connector,
2 rows with strain relief clamp, low-profile with 5.5 mm height

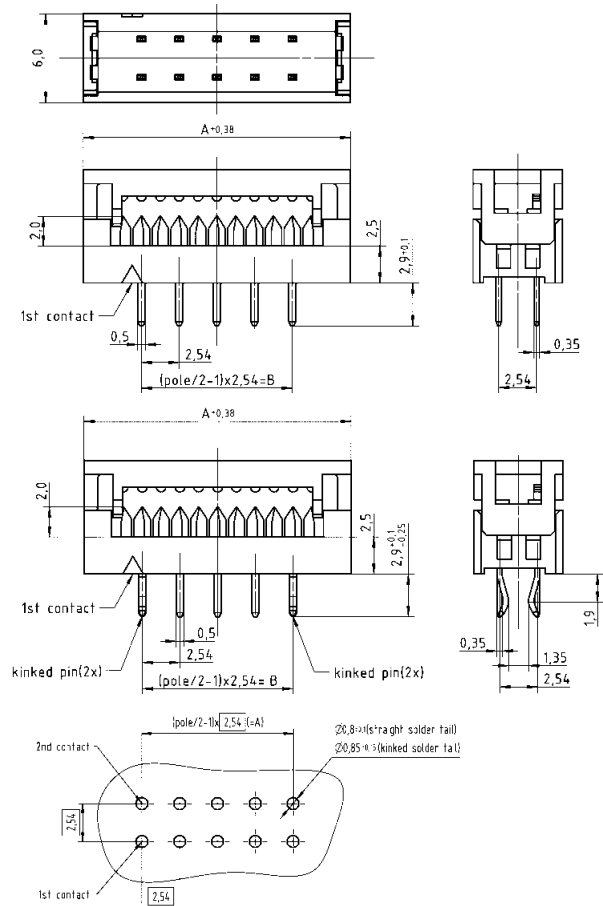
Identification	No. of contacts	Part number	Drawing	Dimensions in mm
----------------	-----------------	-------------	---------	------------------

Pcb transition connector 2 rows with strain relief clamp Standard low-profile version	No. of contacts	Part number
	4	09 18 104 9623*
6	09 18 106 9623*	
8	09 18 108 9623*	
10	09 18 110 9623*	
14	09 18 114 9623*	
16	09 18 116 9623*	
20	09 18 120 9623*	
24	09 18 124 9623*	
26	09 18 126 9623*	
30	09 18 130 9623*	
34	09 18 134 9623*	
40	09 18 140 9623	
50	09 18 150 9623*	
60	09 18 160 9623	
64	09 18 164 9623*	

No. of contacts	A±0.38	B±0.10
4	10.38	2.54 x 1 = 2.54
6	12.92	2.54 x 2 = 5.08
8	15.46	2.54 x 3 = 7.62
10	18.00	2.54 x 4 = 10.16
14	23.08	2.54 x 6 = 15.24
16	25.62	2.54 x 7 = 17.78
20	30.74	2.54 x 9 = 22.86
24	35.78	2.54 x 11 = 27.94
26	38.32	2.54 x 12 = 30.48
30	43.40	2.54 x 14 = 35.56
34	48.48	2.54 x 16 = 40.64
40	56.10	2.54 x 19 = 48.26
50	68.80	2.54 x 24 = 60.96
60	81.50	2.54 x 29 = 73.66
64	86.58	2.54 x 31 = 78.74



Pcb transition connector 2 rows with strain relief clamp Kinked low-profile version 2 kinked pins at each extremity	No. of contacts	Part number
	4	09 18 104 9423*
6	09 18 106 9423*	
8	09 18 108 9423*	
10	09 18 110 9423*	
14	09 18 114 9423*	
16	09 18 116 9423*	
20	09 18 120 9423*	
24	09 18 124 9423*	
26	09 18 126 9423*	
30	09 18 130 9423*	
34	09 18 134 9423*	
40	09 18 140 9423	
50	09 18 150 9423*	
60	09 18 160 9423	
64	09 18 164 9423*	



Board drillings