
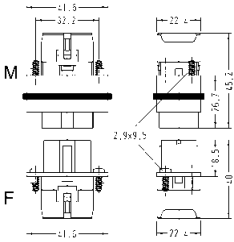
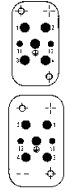

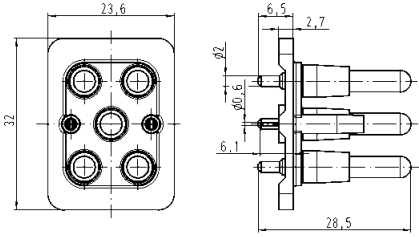



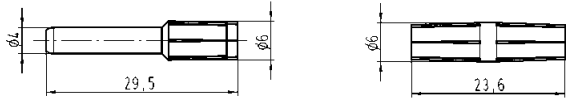

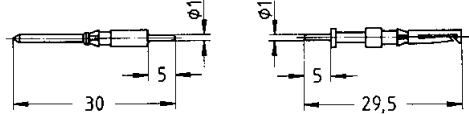



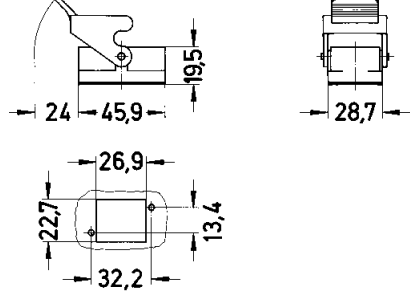
Han

Device side

Insert	Part number		Drawing	Dimensions in mm
	Male insert (M)	Female insert (F)		
Order contacts separately 	09 12 006 3041	09 12 006 3141		Contact arrangement View from termination side 

PCB-adapter	Part number	Drawing	Dimensions in mm
for PCBs up to 2.4 mm 	09 12 006 9901		

Han® Q 4/2 double contacts	Part number		Drawing	Dimensions in mm
	Male contact	Female contact		
to connect the PCB adapter Power contact 	09 32 000 6180	09 32 000 6280		
Signal contact 	09 15 000 6191	09 15 000 6293		

Housing bulkead mounting	Part number	Drawing	Dimensions in mm
Plastic 	09 12 008 0327	Panel cut out 	

Cable side

Further informations see HARTING catalogue "Industrial Connectors Han®, chapter Q"