
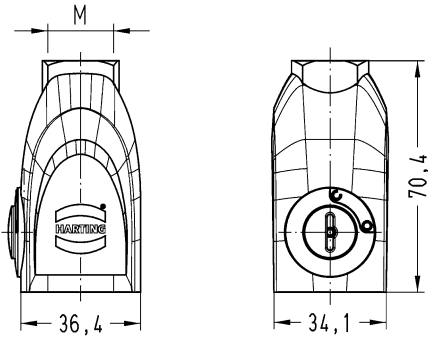

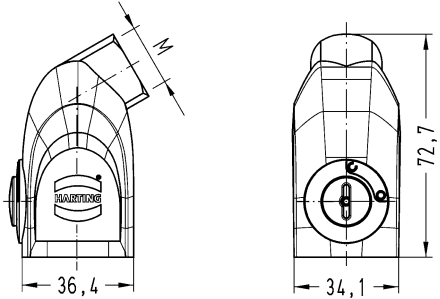

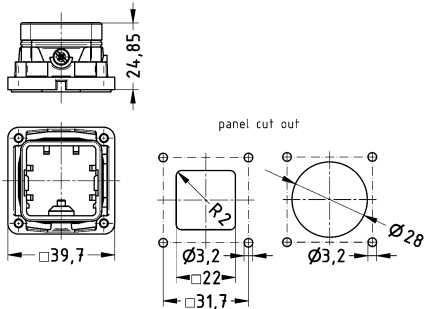



Hoods/housings for industrial applications  
Push button

Yellock

Identification	Cable entry	Part number	Drawing (dimensions in mm)
<p>Han-Yellock®, Hood, Top entry, IP65, IP67</p> 	<p>1x M20 1x M25</p>	<p>11 20 003 1400 11 20 003 1401</p>	
<p>Han-Yellock®, Hood, Side entry, IP65, IP67</p> 	<p>1x M20 1x M25</p>	<p>11 20 003 1600 11 20 003 1601</p>	
<p>Han-Yellock®, Bulkhead mounted housing, Straight, IP65, IP67</p> 		<p>11 20 003 0300</p>	
<p>Han-Yellock®, Bulkhead mounted housing, Angled, IP65, IP67</p> 		<p>11 20 003 0800</p>	