
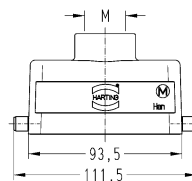
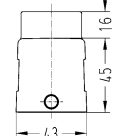

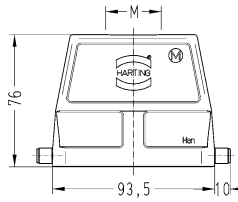
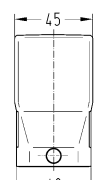

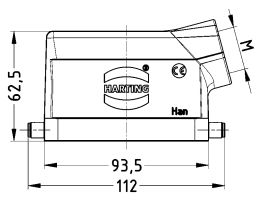
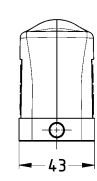
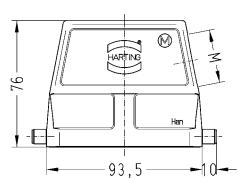
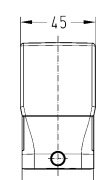


Special hoods and housings for high mating cycles
Single locking lever

Han
HMC

Identification	Cable entry	Part number		Drawing (dimensions in mm)	
		Low construction	High construction		
Han® HMC, Hood, Top entry, IP65 	1x M25 1x M32 1x M40	19 30 216 1441 19 30 216 1442	19 30 216 0447 19 30 216 0448		
Han® HMC, Hood, Side entry, IP65 	1x M25 1x M32	19 30 216 1541 19 30 216 1542	19 30 216 0547		
Han® HMC, Hood, Without cable entry, IP65 			09 30 216 0803		
			09 30 216 0803		
			09 30 216 0803	