

## Technical characteristics

Contact resistance	≤1 mΩ
Material (contacts)	Copper alloy
RoHS	compliant with exemption

## Specifications and approvals


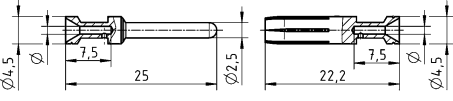

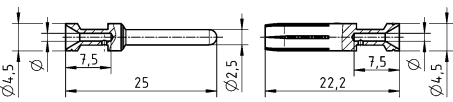
EN 60664-1  
IEC 61984

## Details

**Crimping tools** see chapter Han 90

### Remarks on the crimp technique

The wire gauges mentioned in the catalogue refer to geometric wire gauges of cables.

Identification	Conductor cross-section (mm <sup>2</sup> )	Part number		Drawing (dimensions in mm)																		
		Male	Female																			
Han E®, Crimp contact, Contact surface: Silver plated  	0.14 ... 0.37	09 33 000 6127	09 33 000 6227	 <table border="1"> <thead> <tr> <th>Conductor cross-section</th> <th>Identification</th> </tr> </thead> <tbody> <tr> <td>0.14-0.37 mm<sup>2</sup> AWG 26-22</td> <td>no groove</td> </tr> <tr> <td>0.5 mm<sup>2</sup> AWG 20</td> <td>no groove</td> </tr> <tr> <td>0.75 mm<sup>2</sup> AWG 18</td> <td>1 groove*</td> </tr> <tr> <td>1 mm<sup>2</sup> AWG 18</td> <td>1 groove</td> </tr> <tr> <td>1.5 mm<sup>2</sup> AWG 16</td> <td>2 groove</td> </tr> <tr> <td>2.5 mm<sup>2</sup> AWG 14</td> <td>3 groove</td> </tr> <tr> <td>3 mm<sup>2</sup> AWG 12</td> <td>wide groove</td> </tr> <tr> <td>4 mm<sup>2</sup> AWG 12</td> <td>no groove</td> </tr> </tbody> </table> <p>* on the back crimp collar</p> <p>Stripping length 7.5 mm</p>	Conductor cross-section	Identification	0.14-0.37 mm <sup>2</sup> AWG 26-22	no groove	0.5 mm <sup>2</sup> AWG 20	no groove	0.75 mm <sup>2</sup> AWG 18	1 groove*	1 mm <sup>2</sup> AWG 18	1 groove	1.5 mm <sup>2</sup> AWG 16	2 groove	2.5 mm <sup>2</sup> AWG 14	3 groove	3 mm <sup>2</sup> AWG 12	wide groove	4 mm <sup>2</sup> AWG 12	no groove
	Conductor cross-section	Identification																				
	0.14-0.37 mm <sup>2</sup> AWG 26-22	no groove																				
	0.5 mm <sup>2</sup> AWG 20	no groove																				
	0.75 mm <sup>2</sup> AWG 18	1 groove*																				
	1 mm <sup>2</sup> AWG 18	1 groove																				
	1.5 mm <sup>2</sup> AWG 16	2 groove																				
	2.5 mm <sup>2</sup> AWG 14	3 groove																				
3 mm <sup>2</sup> AWG 12	wide groove																					
4 mm <sup>2</sup> AWG 12	no groove																					
0.5	09 33 000 6121	09 33 000 6220																				
0.75	09 33 000 6114	09 33 000 6214																				
1	09 33 000 6105	09 33 000 6205																				
1.5	09 33 000 6104	09 33 000 6204																				
2.5	09 33 000 6102	09 33 000 6202																				
3	09 33 000 6106	09 33 000 6206																				
4	09 33 000 6107	09 33 000 6207																				
Han E®, Crimp contact, Contact surface: Gold plated  	0.14 ... 0.37	09 33 000 6117	09 33 000 6217	 <table border="1"> <thead> <tr> <th>Conductor cross-section</th> <th>Identification</th> </tr> </thead> <tbody> <tr> <td>0.14-0.37 mm<sup>2</sup> AWG 26-22</td> <td>no groove</td> </tr> <tr> <td>0.5 mm<sup>2</sup> AWG 20</td> <td>no groove</td> </tr> <tr> <td>0.75 mm<sup>2</sup> AWG 18</td> <td>1 groove*</td> </tr> <tr> <td>1 mm<sup>2</sup> AWG 18</td> <td>1 groove</td> </tr> <tr> <td>1.5 mm<sup>2</sup> AWG 16</td> <td>2 groove</td> </tr> <tr> <td>2.5 mm<sup>2</sup> AWG 14</td> <td>3 groove</td> </tr> <tr> <td>3 mm<sup>2</sup> AWG 12</td> <td>wide groove</td> </tr> <tr> <td>4 mm<sup>2</sup> AWG 12</td> <td>no groove</td> </tr> </tbody> </table> <p>* on the back crimp collar</p> <p>Stripping length 7.5 mm</p>	Conductor cross-section	Identification	0.14-0.37 mm <sup>2</sup> AWG 26-22	no groove	0.5 mm <sup>2</sup> AWG 20	no groove	0.75 mm <sup>2</sup> AWG 18	1 groove*	1 mm <sup>2</sup> AWG 18	1 groove	1.5 mm <sup>2</sup> AWG 16	2 groove	2.5 mm <sup>2</sup> AWG 14	3 groove	3 mm <sup>2</sup> AWG 12	wide groove	4 mm <sup>2</sup> AWG 12	no groove
	Conductor cross-section	Identification																				
	0.14-0.37 mm <sup>2</sup> AWG 26-22	no groove																				
	0.5 mm <sup>2</sup> AWG 20	no groove																				
	0.75 mm <sup>2</sup> AWG 18	1 groove*																				
	1 mm <sup>2</sup> AWG 18	1 groove																				
	1.5 mm <sup>2</sup> AWG 16	2 groove																				
	2.5 mm <sup>2</sup> AWG 14	3 groove																				
3 mm <sup>2</sup> AWG 12	wide groove																					
4 mm <sup>2</sup> AWG 12	no groove																					
0.5	09 33 000 6122	09 33 000 6222																				
0.75	09 33 000 6115	09 33 000 6215																				
1	09 33 000 6118	09 33 000 6218																				
1.5	09 33 000 6116	09 33 000 6216																				
2.5	09 33 000 6123	09 33 000 6223																				
3	09 33 000 6119	09 33 000 6221																				