
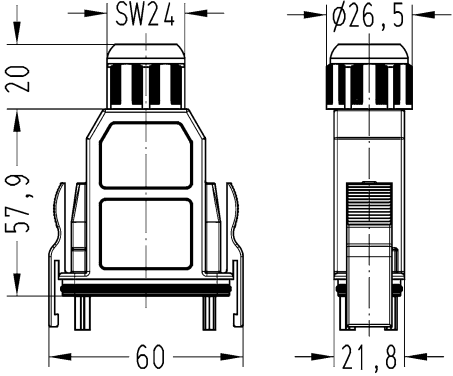

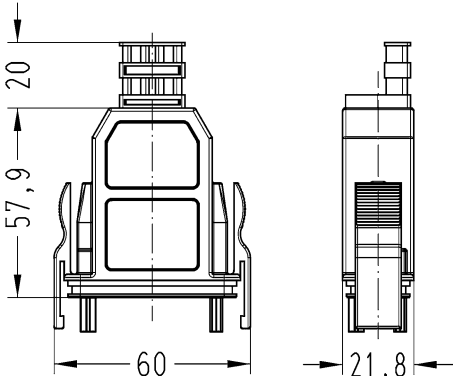

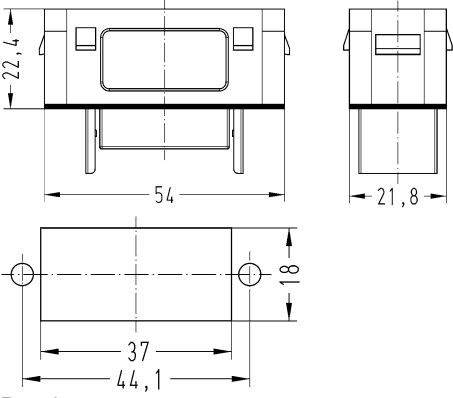


Snap-in latches

Modular

Identification	Cable entry	Cable diameter (mm)	Part number	Drawing (dimensions in mm)
Han-Modular® ECO, Hood, With PE identification (pin 1 = PE), With integrated cable gland, Top entry, IP65, IP65 	1x Integrated	6 ... 13	09 14 001 0421	 <p>Tightening torque Cable gland 3 Nm</p>
Han-Modular® ECO, Hood, With PE identification (pin 1 = PE), Top entry, IP20, IP20 	1x	3 ... 14.5	09 14 001 0423	
Han-Modular® ECO, Bulkhead mounted housing, With PE identification (pin 1 = PE), IP65 			09 14 001 0321	 <p>Panel cut out</p>