
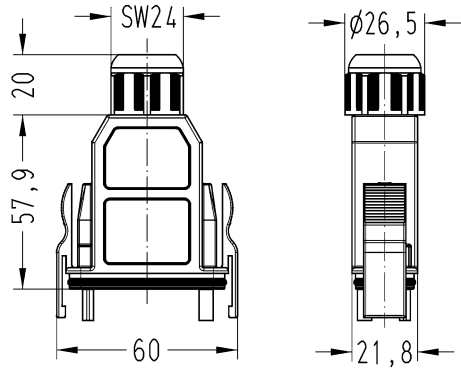

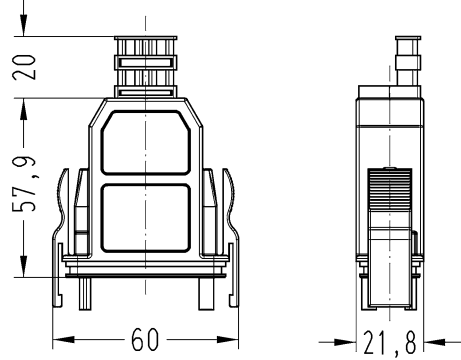

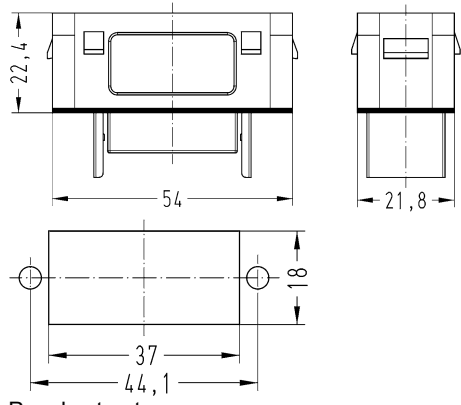


Snap-in latches

Modular

Identification	Cable entry	Cable diameter (mm)	Part number	Drawing (dimensions in mm)
<p>Han-Modular® ECO, Hood, With integrated cable gland, Top entry, IP65, IP65</p> 	1x Integrated	6 ... 13	09 14 001 0420	 <p>Tightening torque Cable gland 3 Nm</p>
<p>Han-Modular® ECO, Hood, Top entry, IP20, IP20</p> 	1x	3 ... 14.5	09 14 001 0422	
<p>Han-Modular® ECO, Bulkhead mounted housing, IP65</p> 			09 14 001 0320	 <p>Panel cut out</p>