

Number of contacts

12

1.5 A 50 V

Modu-
lar

Features

- Suitable for FOC and coaxial contacts acc. to EN 41626

Technical characteristics

Number of contacts	12
Rated current	1.5 A
Rated voltage	50 V
Insulation resistance	$>10^{10} \Omega$
Contact resistance	$\leq 10 \text{ m}\Omega$
Impedance	50 Ω , 75 Ω
Limiting temperature	-40 ... +125 °C
Mating cycles	≥ 500
Material (insert)	Polycarbonate (PC)
Colour (insert)	RAL 7032 (pebble grey)
Material (contacts)	Copper alloy
Material flammability class acc. to UL 94	V-0
RoHS	compliant, compliant with exemption

Specifications and approvals

EN 60664-1
IEC 61984
UL 1977 ECBT2.E235076
DNV GL

Details

ATTENTION! Guide pins and bushes are prescribed (see chapter Han 80).

ATTENTION when using coaxial contacts:

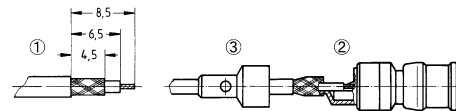
Male module 09 14 004 4501 with contacts 09 14 000 62xx

Female module 09 14 004 4512 with contacts 09 14 000 61xx


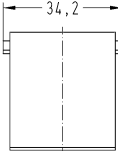
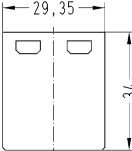
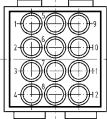
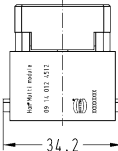
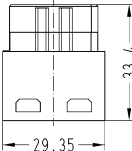
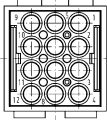
Due to the closed entry design of female insert the upper part has to be removed by screw driver before extracting the contacts.

Assembly instructions

for coaxial contact



- ① Stripping length
- ② Solder termination (during soldering max. +300 °C for 2 s)
- ③ Crimp ferrule

Identification	Part number		Drawing (dimensions in mm)		
	Male	Female			
Han-Modular®, Han® Multi module, acc. to DIN 41626  Please order contacts separately.	09 14 012 4501	09 14 012 4512			
					
			Contact arrangement (view from termination side)		