


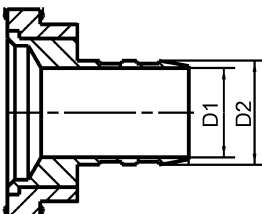

Modular

## Technical characteristics

RoHS compliant

## Details

HARTING offers to test and define the best crimp flange and ferrule combination for customer specific cables.

Identification	Inner diameter	Outer diameter	Part number	Drawing (dimensions in mm)
D-Sub, Crimp flange, D-Sub 1 ... 4  	3 mm	4 mm	61 03 000 0062	 D1 = Inner diameter D2 = Outer diameter
	3.5 mm	4.5 mm	61 03 000 0063	
	4 mm	5 mm	61 03 000 0064	
	4.5 mm	5.5 mm	61 03 000 0065	
	5 mm	6 mm	61 03 000 0066	
	5.5 mm	6.5 mm	61 03 000 0166	
	6 mm	7 mm	61 03 000 0067	
	6.5 mm	7.5 mm	61 03 000 0068	
	7 mm	8 mm	61 03 000 0069	
	7.5 mm	8.5 mm	61 03 000 0070	
	8 mm	9 mm	61 03 000 0071	
	8.5 mm	9.5 mm	61 03 000 0165	
	9 mm	10 mm	61 03 000 0072	
	D-Sub, Crimp ferrule  	5 mm	6 mm	
5.5 mm		6.5 mm	61 03 000 0046	
6 mm		7 mm	61 03 000 0047	
6.5 mm		7.5 mm	61 03 000 0048	
7 mm		8 mm	61 03 000 0049	
7.5 mm		8.5 mm	61 03 000 0050	
8 mm		9 mm	61 03 000 0051	
8.5 mm		9.5 mm	61 03 000 0052	
9 mm		10 mm	61 03 000 0053	
9.5 mm		10.5 mm	61 03 000 0054	
10 mm		11 mm	61 03 000 0055	
10.5 mm		11.5 mm	61 03 000 0056	
11 mm		12 mm	61 03 000 0057	
11.5 mm		12.5 mm	61 03 000 0058	
12 mm		13 mm	61 03 000 0142	
12.5 mm		13.5 mm	61 03 000 0059	
13 mm		14 mm	61 03 000 0127	
13.7 mm		15 mm	61 03 000 0060	
14 mm	15 mm	61 03 000 0061		